

KNOX COUNTY, TENNESSEE
2011-2012
PROPOSED REVENUE DETAIL

TABLE OF CONTENTS

General Fund	1-10
Governmental Law Library Fund	11
Public Library Fund	12-13
Solid Waste Fund	14-15
Drug Control Fund	16
Hotel / Motel Fund	17
Air Quality Fund	18-19
Engineering & Public Works Fund	20-21
General Purpose Schools Fund	22-24
Debt Service Fund	25
Internal Service Funds	26-35

Knox County G.R.E.A.T. System

Your Information...Your Way

(Powered by MUNIS and Buyspeed)



Aug Sep Oct

04/26/2011 09:37
chris.caldwell

Knox County, TN
NEXT YEAR / CURRENT YEAR BUDGET ANALYSIS


PG 1
bgnyrpts

PROJECTION: 20121 FY'12 BUDGET (101, 114-141, 151, 261-280)

FOR PERIOD 12

ACCOUNTS FOR:

GENERAL FUND	2010 ACTUAL	2011 ORIG BUD	2011 REVISED BUD	2011 ACTUAL	2011 PROJECTION	2012 RECOMMEND	PCT CHANGE
40 LOCAL TAXES							
101 401100 PROPTAX	.00	-94,575,000.00	-94,575,000.00	-92,888,599.97	-94,575,000.00	-95,836,000.00	1.3%
101 401105 PROPTAXTIF	.00	800,000.00	800,000.00	.00	800,000.00	800,000.00	.0%
101 401200 DELPROPTAX	.00	-1,400,000.00	-1,400,000.00	-1,410,329.87	-1,400,000.00	-1,300,000.00	-7.1%
101 401300 CLKMASTDEL	.00	-1,400,000.00	-1,400,000.00	-1,177,735.92	-1,400,000.00	-1,126,595.00	-19.5%
101 401400 INTRSTPENL	.00	-754,088.00	-754,088.00	-669,843.73	-754,088.00	-754,088.00	.0%
101 401610 LIEUTAXTVA	.00	-425,000.00	-425,000.00	-302,087.70	-425,000.00	-400,000.00	-5.9%
101 401620 LIEUTAXUTL	.00	-5,000.00	-5,000.00	-4,876.69	-5,000.00	-4,000.00	-20.0%
101 401630 LIEUTAXOTR	.00	-7,800,000.00	-7,800,000.00	-860,940.98	-7,800,000.00	-7,619,000.00	-2.3%
101 401640 INLIEUSENT	.00	-130,000.00	-130,000.00	.00	-130,000.00	-130,000.00	.0%
101 402100 LOCOPTST	.00	-4,500,000.00	-4,500,000.00	-3,273,208.96	-4,500,000.00	-3,000,000.00	-33.3%
101 402110 STPARTSHP	.00	.00	.00	-2,518.88	.00	.00	.0%
101 402610 LITTAXCIRC	.00	.00	.00	.00	.00	.00	.0%
1010310 402500 LITIGTAX	.00	-60,000.00	-60,000.00	-37,940.15	-60,000.00	-52,000.00	-13.3%
1010310 402640 LITTAX25JS	.00	-40,000.00	-40,000.00	-30,090.00	-40,000.00	-41,000.00	2.5%
1010310 402645 LITTAX25SD	.00	-40,000.00	-40,000.00	-13,047.50	-40,000.00	-41,000.00	2.5%
1010310 402660 LITTAXSCHL	.00	40,000.00	40,000.00	.00	40,000.00	41,000.00	2.5%
1010320 402500 LITIGTAX	.00	-125,000.00	-125,000.00	-76,340.10	-125,000.00	-110,000.00	-12.0%
1010320 402625 LITTAXCISS	.00	-460,000.00	-460,000.00	-324,445.43	-460,000.00	-450,000.00	-2.2%
1010320 402640 LITTAX25JS	.00	-450,000.00	-450,000.00	-318,083.75	-450,000.00	-445,000.00	-1.1%
1010320 402645 LITTAX25SD	.00	-450,000.00	-450,000.00	-170,786.25	-450,000.00	-445,000.00	-1.1%
1010320 402660 LITTAXSCHL	.00	450,000.00	450,000.00	.00	450,000.00	445,000.00	-1.1%
1010320 402670 LITTAXVICT	.00	-20,000.00	-29,607.70	-38,163.40	-20,000.00	-25,000.00	25.0%
1010610 402500 LITIGTAX	.00	-21,000.00	-21,000.00	-16,429.23	-21,000.00	-22,000.00	4.8%
1010610 402605 LITTAXAD10	.00	-10,000.00	-10,000.00	-7,641.50	-10,000.00	-10,000.00	.0%
1010610 402640 LITTAX25JS	.00	-25,000.00	-25,000.00	-19,040.00	-25,000.00	-25,000.00	.0%
1010610 402645 LITTAX25SD	.00	-25,000.00	-25,000.00	-8,372.50	-25,000.00	-25,000.00	.0%
1010610 402660 LITTAXSCHL	.00	25,000.00	25,000.00	.00	25,000.00	25,000.00	.0%
1010620 402500 LITIGTAX	.00	-44,000.00	-44,000.00	-33,139.78	-44,000.00	-44,000.00	.0%
1010620 402605 LITTAXAD10	.00	-21,000.00	-21,000.00	-15,412.20	-21,000.00	-21,000.00	.0%
1010620 402640 LITTAX25JS	.00	-50,000.00	-50,000.00	-38,449.76	-50,000.00	-51,000.00	2.0%
1010620 402645 LITTAX25SD	.00	-50,000.00	-50,000.00	-17,148.97	-50,000.00	-51,000.00	2.0%
1010620 402660 LITTAXSCHL	.00	50,000.00	50,000.00	.00	50,000.00	51,000.00	2.0%
1011210 402400 WHEELTAX	.00	-9,500,000.00	-9,500,000.00	-7,085,930.31	-9,500,000.00	-500,000.00	-94.7%
1011210 402700 BUSINTAX	.00	-6,600,000.00	-6,600,000.00	-3,040,878.16	-6,600,000.00	-5,915,000.00	-10.4%
1011210 402710 DOGSPAT	.00	.00	.00	-40.00	.00	.00	.0%
1011210 403900 LIQBYDRINK	.00	-6,000.00	-6,000.00	.00	-6,000.00	.00	-100.0%
1011510 402500 LITIGTAX	.00	-33,000.00	-33,000.00	-25,662.16	-33,000.00	-38,000.00	15.2%
1011510 402605 LITTAXAD10	.00	-16,000.00	-16,000.00	-11,245.28	-16,000.00	-16,000.00	.0%
1011510 402640 LITTAX25JS	.00	-35,000.00	-35,000.00	-28,650.03	-35,000.00	-35,000.00	.0%
1011510 402645 LITTAX25SD	.00	-35,000.00	-35,000.00	-11,865.57	-35,000.00	-35,000.00	.0%
1011510 402660 LITTAXSCHL	.00	35,000.00	35,000.00	.00	35,000.00	35,000.00	.0%



Knox County G.R.E.A.T. System

Your Information...Your Way

(Powered by MUNIS and Buyspeed)



Aug Sep Oct

04/26/2011 09:37
chris.caldwell

Knox County, TN
NEXT YEAR / CURRENT YEAR BUDGET ANALYSIS

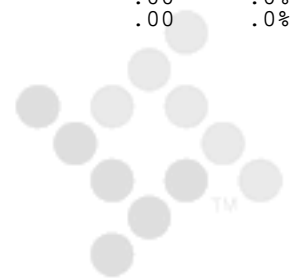
PG 2
bgnyrpts

PROJECTION: 20121 FY'12 BUDGET (101, 114-141, 151, 261-280)

FOR PERIOD 12

ACCOUNTS FOR:

GENERAL FUND	2010 ACTUAL	2011 ORIG BUD	2011 REVISED BUD	2011 ACTUAL	2011 PROJECTION	2012 RECOMMEND	PCT CHANGE
1011520 402500 LITIGTAX	.00	-28,000.00	-28,000.00	-20,587.81	-28,000.00	-28,000.00	.0%
1011520 402640 LITTAX25JS	.00	-10,000.00	-10,000.00	-9,790.51	-10,000.00	-11,000.00	10.0%
1011520 402645 LITTAX25SD	.00	-10,000.00	-10,000.00	-4,857.32	-10,000.00	-11,000.00	10.0%
1011520 402650 LITTAXJAIL	.00	.00	.00	.00	.00	.00	.0%
1011520 402660 LITTAXSCHL	.00	10,000.00	10,000.00	.00	10,000.00	11,000.00	10.0%
1011530 402500 LITIGTAX	.00	-600,000.00	-600,000.00	-331,554.39	-600,000.00	-450,000.00	-25.0%
1011530 402605 LITTAXAD10	.00	-200,000.00	-200,000.00	-106,041.29	-200,000.00	-150,000.00	-25.0%
1011530 402640 LITTAX25JS	.00	-400,000.00	-400,000.00	-246,354.22	-400,000.00	-350,000.00	-12.5%
1011530 402645 LITTAX25SD	.00	-400,000.00	-400,000.00	-117,318.88	-400,000.00	-350,000.00	-12.5%
1011530 402660 LITTAXSCHL	.00	400,000.00	400,000.00	.00	400,000.00	350,000.00	-12.5%
1011530 402670 LITTAXVICT	.00	-18,000.00	-18,000.00	-22,454.63	-18,000.00	-27,000.00	50.0%
1012710 402605 LITTAXAD10	.00	-28,000.00	-28,000.00	-19,110.00	-28,000.00	-28,000.00	.0%
1012710 402640 LITTAX25JS	.00	-62,000.00	-62,000.00	-47,825.00	-62,000.00	-70,000.00	12.9%
1012710 402645 LITTAX25SD	.00	-62,000.00	-62,000.00	-23,900.00	-62,000.00	-70,000.00	12.9%
1012710 402660 LITTAXSCHL	.00	62,000.00	62,000.00	.00	62,000.00	70,000.00	12.9%
1012710 402670 LITTAXVICT	.00	-2,700.00	-4,247.00	-5,684.00	-2,700.00	-8,500.00	214.8%
1014840 402300 CITYAMUTAX	.00	.00	.00	-53,354.44	.00	.00	.0%
1014840 402305 AMUSECTY	.00	-160,000.00	-160,000.00	-115,867.23	-160,000.00	-150,000.00	-6.3%
TOTAL LOCAL TAXES		.00-129,213,788.00	-129,224,942.70	-113,083,644.45	-129,213,788.00	-118,442,183.00	-8.3%
41 LICENSES & PERMITS							
101 411400 CABLETV	.00	-2,600,000.00	-2,600,000.00	-2,552,502.93	-2,600,000.00	-2,700,000.00	3.8%
101 411401 FEEKNOLOG	.00	-170,000.00	-170,000.00	-92,680.64	-170,000.00	-180,000.00	5.9%
101 411405 COMMTVPAY	.00	277,000.00	277,000.00	203,501.92	277,000.00	288,000.00	4.0%
1011210 411100 MARRLICEN	.00	.00	.00	.00	.00	.00	.0%
1011210 415100 BEERAPPLIC	.00	-7,000.00	-7,000.00	-4,512.50	-7,000.00	-5,000.00	-28.6%
1011210 415105 BEERRENEW	.00	-15,000.00	-15,000.00	-15,271.25	-15,000.00	-5,000.00	-66.7%
1011210 415110 LIQPREVTAX	.00	.00	.00	-7,200.00	.00	.00	.0%
1017530 415200 BUILDPERMT	.00	-750,000.00	-750,000.00	-474,972.91	-750,000.00	-750,000.00	.0%
1017530 415205 PLANSFEES	.00	.00	.00	.00	.00	.00	.0%
1018903 415910 GUNPERMIT	.00	.00	-34,000.00	-17,970.00	.00	-34,000.00	.0%
TOTAL LICENSES & PERMITS		.00 -3,265,000.00	-3,299,000.00	-2,961,608.31	-3,265,000.00	-3,386,000.00	3.7%
42 FINES, FORF & PEN							
1010310 426410 DRGCTTREAT	.00	.00	.00	.00	.00	.00	.0%
1011210 426100 BEERFINES	.00	-15,000.00	-15,000.00	-3,800.00	-15,000.00	-15,000.00	.0%
1011510 426105 FINES	.00	.00	.00	.00	.00	.00	.0%
1011520 422400 DRGFINECRM	.00	.00	.00	.00	.00	.00	.0%
1011520 422410 DRGFINECTY	.00	.00	.00	.00	.00	.00	.0%
1011520 422420 DRGFINECIT	.00	.00	.00	.00	.00	.00	.0%



Knox County G.R.E.A.T. System

Your Information...Your Way

(Powered by MUNIS and Buyspeed)



Aug Sep Oct

04/26/2011 09:37
chris.caldwell

Knox County, TN
NEXT YEAR / CURRENT YEAR BUDGET ANALYSIS


PG 3
bgnyrpts

PROJECTION: 20121 FY'12 BUDGET (101, 114-141, 151, 261-280)

FOR PERIOD 12

ACCOUNTS FOR:

GENERAL FUND	2010 ACTUAL	2011 ORIG BUD	2011 REVISED BUD	2011 ACTUAL	2011 PROJECTION	2012 RECOMMEND	PCT CHANGE
1011520 422600	.00	-16,000.00	-16,000.00	-11,081.11	-16,000.00	-16,000.00	.0%
1011520 422800	.00	-3,000.00	-3,000.00	-727.91	-3,000.00	-1,600.00	-46.7%
1011520 422900	.00	.00	.00	.00	.00	.00	.0%
1011520 423800	.00	.00	.00	.00	.00	.00	.0%
1011520 423810	.00	-15,000.00	-15,000.00	-9,500.00	-15,000.00	-15,000.00	.0%
1011520 426105	.00	-45,000.00	-45,000.00	-40,364.83	-45,000.00	-45,000.00	.0%
1011520 426400	.00	-25,000.00	-25,000.00	-13,254.23	-25,000.00	-10,000.00	-60.0%
1011520 426410	.00	-7,500.00	-7,500.00	-565.25	-7,500.00	-7,500.00	.0%
1011520 429265	.00	.00	.00	-6,700.88	.00	-15,000.00	.0%
1011530 422600	.00	.00	.00	.00	.00	.00	.0%
1011530 423100	.00	-11,000.00	-11,000.00	-9,462.47	-11,000.00	-13,000.00	18.2%
1011530 423300	.00	-1,500.00	-1,500.00	-650.22	-1,500.00	-1,500.00	.0%
1011530 423400	.00	.00	-8,500.00	-4,744.20	.00	-6,000.00	.0%
1011530 423600	.00	-70,000.00	-70,000.00	-57,605.80	-70,000.00	-72,000.00	2.9%
1011530 423800	.00	-65,000.00	-65,000.00	-38,759.81	-65,000.00	-55,000.00	-15.4%
1011530 423805	.00	-3,000.00	-3,000.00	-1,978.86	-3,000.00	-3,000.00	.0%
1011530 426105	.00	-320,000.00	-320,000.00	-226,120.98	-320,000.00	-320,000.00	.0%
1011530 426410	.00	-60,000.00	-60,000.00	.00	-60,000.00	-50,000.00	-16.7%
1011530 426411	.00	-8,500.00	.00	-935.37	-8,500.00	.00	-100.0%
1011530 429235	.00	-165,000.00	-165,000.00	-97,018.32	-165,000.00	.00	-100.0%
1011530 429265	.00	-200,000.00	-200,000.00	-148,783.22	-200,000.00	-200,000.00	.0%
1012410 429225	.00	.00	.00	-2,400.00	.00	-1,000.00	.0%
1012410 429270	.00	-65,000.00	-65,000.00	-54,152.00	-65,000.00	-60,000.00	-7.7%
1012710 424105	.00	-2,000.00	-2,000.00	-832.00	-2,000.00	-1,000.00	-50.0%
1012710 424107	.00	-12,000.00	-12,000.00	-9,150.50	-12,000.00	-12,600.00	5.0%
1012710 424108	.00	-1,500.00	-1,500.00	-741.09	-1,500.00	-1,000.00	-33.3%
1012710 424800	.00	-600.00	-600.00	-75.00	-600.00	-500.00	-16.7%
1012710 424930	.00	.00	-200.00	-259.50	.00	.00	.0%
1012710 426105	.00	-140,000.00	-140,000.00	-67,154.50	-140,000.00	-100,000.00	-28.6%
1012710 429205	.00	-20,000.00	-20,000.00	-15,700.00	-20,000.00	-31,000.00	55.0%
1012710 429210	.00	-200.00	-200.00	.00	-200.00	.00	-100.0%
1012710 429215	.00	-200.00	-200.00	.00	-200.00	.00	-100.0%
1012710 429220	.00	-250,000.00	-250,000.00	-194,796.11	-250,000.00	-320,000.00	28.0%
1012710 429225	.00	-200.00	-200.00	.00	-200.00	.00	-100.0%
1012710 429245	.00	-5,000.00	-5,000.00	-2,359.00	-5,000.00	-3,000.00	-40.0%
1012710 429250	.00	-30,000.00	-30,000.00	-21,462.00	-30,000.00	-32,000.00	6.7%
1012710 429260	.00	-2,500.00	-2,500.00	-1,350.00	-2,500.00	-2,500.00	.0%
1013010 427000	.00	-62,000.00	-62,000.00	-79,420.00	-62,000.00	-115,000.00	85.5%
1013010 429240	.00	-660,000.00	-660,000.00	-81,148.94	-660,000.00	-300,000.00	-54.5%
1014210 423800	.00	.00	.00	.00	.00	.00	.0%
1014210 423802	.00	.00	-35,952.80	-44,293.00	.00	.00	.0%
1014215 426107	.00	-175,000.00	-175,000.00	-8.55	-175,000.00	.00	-100.0%
1015165 426109	.00	-5,000.00	-5,000.00	-1,075.00	-5,000.00	.00	-100.0%
1017530 426109	.00	.00	.00	.00	.00	-4,000.00	.0%



Knox County G.R.E.A.T. System

Your Information...Your Way

(Powered by MUNIS and Buyspeed)



Aug Sep Oct

04/26/2011 09:37
chris.caldwell

Knox County, TN
NEXT YEAR / CURRENT YEAR BUDGET ANALYSIS

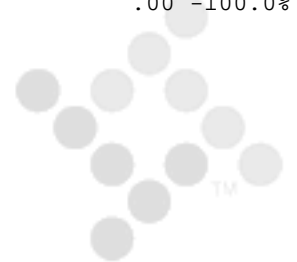
PG 4
bgnyrpts

PROJECTION: 20121 FY'12 BUDGET (101, 114-141, 151, 261-280)

FOR PERIOD 12

ACCOUNTS FOR:

GENERAL FUND	2010 ACTUAL	2011 ORIG BUD	2011 REVISED BUD	2011 ACTUAL	2011 PROJECTION	2012 RECOMMEND	PCT CHANGE
1017720 426110 DRTYLOTFEE	.00	-70,000.00	-70,000.00	-8,605.31	-70,000.00	-20,000.00	-71.4%
1018510 429230 PBDFNINDIG	.00	-30,000.00	-30,000.00	.00	-30,000.00	.00	-100.0%
1018951 423105 DARESESSN	.00	-200.00	-303.31	-147.48	-200.00	-200.00	.0%
TOTAL FINES, FORF & PEN	.00	-2,561,900.00	-2,598,156.11	-1,257,183.44	-2,561,900.00	-1,849,400.00	-27.8%
43 CHARGE FOR CURR SERV							
101 431835 PREVHTHFEE	.00	.00	.00	.00	.00	.00	.0%
101 431845 VITSTATFEE	.00	.00	.00	.00	.00	.00	.0%
101 431907 ENVRMHLTH	.00	.00	.00	.00	.00	.00	.0%
101 433000 FEES	.00	.00	.00	.00	.00	.00	.0%
1010310 433940 SHRFDATAPR	.00	-5,000.00	-5,000.00	-2,441.50	-5,000.00	-3,500.00	-30.0%
1010320 433940 SHRFDATAPR	.00	-30,000.00	-30,000.00	-18,713.10	-30,000.00	-30,000.00	.0%
1011210 431400 ZONEVARIA	.00	.00	.00	-3,536.61	.00	-10,000.00	.0%
1011510 433940 SHRFDATAPR	.00	-3,000.00	-3,000.00	-2,085.79	-3,000.00	-3,500.00	16.7%
1011520 433935 PROBTNFEE	.00	-25,000.00	-25,000.00	-23,606.07	-25,000.00	-26,000.00	4.0%
1011520 433960 CLKDATPROC	.00	-7,000.00	-7,000.00	-6,688.44	-7,000.00	-8,500.00	21.4%
1011530 433930 PRETRIALFE	.00	-25,000.00	-25,000.00	-11,099.56	-25,000.00	-20,000.00	-20.0%
1011530 433935 PROBTNFEE	.00	-205,000.00	-205,000.00	-101,286.13	-205,000.00	-160,000.00	-22.0%
1011530 433940 SHRFDATAPR	.00	-40,000.00	-40,000.00	-23,586.79	-40,000.00	-40,000.00	.0%
1012410 431906 DRGSCRNPRB	.00	.00	.00	-5,440.00	.00	-9,000.00	.0%
1012410 433935 PROBTNFEE	.00	.00	.00	.00	.00	.00	.0%
1012410 433936 PRBNELEMON	.00	.00	.00	-324.00	.00	-1,000.00	.0%
1012710 431810 ADMINFEES	.00	-200.00	.00	-56.00	-200.00	.00	-100.0%
1014210 431902 DRGALCASMT	.00	-10,000.00	-10,000.00	-6,050.00	-10,000.00	-7,000.00	-30.0%
1014210 431906 DRGSCRNPRB	.00	-6,000.00	-6,000.00	-4,216.00	-6,000.00	-6,000.00	.0%
1014210 433935 PROBTNFEE	.00	.00	.00	.00	.00	.00	.0%
1014210 433936 PRBNELEMON	.00	.00	.00	.00	.00	.00	.0%
1014510 431400 ZONEVARIA	.00	.00	.00	.00	.00	.00	.0%
1014510 433965 WKSHOPFEE	.00	.00	.00	.00	.00	.00	.0%
1014830 433405 RECREFEES	.00	-425,000.00	-425,000.00	-300,086.10	-425,000.00	-92,805.00	-78.2%
1014845 433405 RECREFEES	.00	.00	.00	.00	.00	-207,195.00	.0%
1015145 433400 SRCTRFEES	.00	-16,000.00	-16,000.00	-9,920.16	-16,000.00	-15,000.00	-6.3%
1015146 433400 SRCTRFEES	.00	-6,000.00	-6,000.00	-3,802.10	-6,000.00	-6,000.00	.0%
1015147 433400 SRCTRFEES	.00	-5,000.00	-5,000.00	-4,088.80	-5,000.00	-5,000.00	.0%
1015148 433400 SRCTRFEES	.00	-500.00	-500.00	-237.28	-500.00	-500.00	.0%
1015149 433400 SRCTRFEES	.00	-500.00	-500.00	-304.50	-500.00	-500.00	.0%
1015165 431400 ZONEVARIA	.00	-20,000.00	-20,000.00	-275.00	-20,000.00	.00	-100.0%
1015415 431800 DENTCHRG	.00	-340,000.00	-340,000.00	-285,333.35	-340,000.00	-340,000.00	.0%
1015415 431805 LABFEES	.00	-10,000.00	-10,000.00	-15,505.87	-10,000.00	-5,000.00	-50.0%
1015415 431806 DNATEST	.00	.00	.00	-2,149.12	.00	-3,000.00	.0%
1015415 431815 HDMISCREV	.00	-10,000.00	-10,000.00	-2,446.13	-10,000.00	-5,000.00	-50.0%
1015415 431820 PEDIACARE	.00	-450,000.00	-450,000.00	-241,103.75	-450,000.00	.00	-100.0%



Knox County G.R.E.A.T. System

Your Information...Your Way

(Powered by MUNIS and Buyspeed)



Aug Sep Oct

04/26/2011 09:37
chris.caldwell

Knox County, TN
NEXT YEAR / CURRENT YEAR BUDGET ANALYSIS

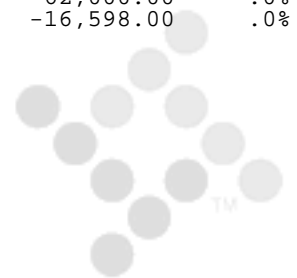
PG 5
bgnyrpts

PROJECTION: 20121 FY'12 BUDGET (101, 114-141, 151, 261-280)

FOR PERIOD 12

ACCOUNTS FOR:

GENERAL FUND	2010 ACTUAL	2011 ORIG BUD	2011 REVISED BUD	2011 ACTUAL	2011 PROJECTION	2012 RECOMMEND	PCT CHANGE
1015415 431835 PREVHTHFEE	.00	-958,000.00	-958,000.00	-531,160.26	-958,000.00	-1,678,000.00	75.2%
1015415 431840 RABCLINIC	.00	-50,000.00	-50,000.00	34,158.00	-50,000.00	-35,000.00	-30.0%
1015415 431845 VITSTATFEE	.00	-300,000.00	-300,000.00	-281,268.51	-300,000.00	-300,000.00	.0%
1015415 431846 VITRECVOL	.00	.00	.00	-1,000.00	.00	-500.00	.0%
1015415 431850 XRAYFEES	.00	-10,000.00	-10,000.00	-3,504.26	-10,000.00	-10,000.00	.0%
1015415 431900 GRTPRGSVC	.00	.00	.00	.00	.00	.00	.0%
1015415 431905 HLTHSTFEES	.00	-600,000.00	-600,000.00	-337,915.61	-600,000.00	-600,000.00	.0%
1015415 431907 ENVRMHLTH	.00	-220,000.00	-220,000.00	.00	-220,000.00	-250,000.00	13.6%
1015415 431909 ENVRETFOOD	.00	.00	.00	-138,458.00	.00	-50,000.00	.0%
1017530 431400 ZONEVARIA	.00	-15,000.00	-15,000.00	-13,350.00	-15,000.00	-19,000.00	26.7%
1017530 433000 FEES	.00	-5,000.00	-5,000.00	.00	-5,000.00	.00	-100.0%
1017530 433300 BLDINSPFEE	.00	-25,000.00	-25,000.00	-11,900.00	-25,000.00	-17,000.00	-32.0%
1017530 433310 BRDOFCNST	.00	.00	.00	.00	.00	.00	.0%
1017920 433650 RECMANFEE	.00	-10,000.00	-10,000.00	-7,310.25	-10,000.00	-10,000.00	.0%
1018720 433500 COPYFEES	.00	-160,000.00	-160,000.00	-115,568.00	-160,000.00	-142,000.00	-11.3%
1018903 433941 RECORDS	.00	.00	-70,000.00	-30,235.49	.00	-30,000.00	.0%
1018903 433942 WARRANTS	.00	.00	-240,000.00	-154,733.18	.00	-230,000.00	.0%
1018903 433943 ID	.00	.00	-12,000.00	-8,390.00	.00	-10,000.00	.0%
1018903 433944 WK RELEASE	.00	.00	-6,000.00	-6,270.00	.00	-4,000.00	.0%
1018903 433945 MISC SHER	.00	.00	-260,000.00	-177,988.72	.00	-200,000.00	.0%
1018903 433946 DRIVEFEES	.00	.00	.00	-700.00	.00	.00	.0%
1018921 433935 PROBTNFEE	.00	.00	.00	.00	.00	.00	.0%
1018921 433936 PRBNELEMON	.00	-20,000.00	-20,000.00	-9,887.00	-20,000.00	-12,000.00	-40.0%
1018953 433950 SEXOFREGIS	.00	.00	-20,100.00	-20,400.00	.00	.00	.0%
TOTAL CHARGE FOR CURR SERV	.00	-4,012,200.00	-4,620,100.00	-2,890,263.43	-4,012,200.00	-4,602,000.00	14.7%
44 OTHER LOCAL REVENUE							
101 441100 INTRSTERND	.00	-1,500,000.00	-1,500,000.00	-460,488.95	-1,500,000.00	-1,000,000.00	-33.3%
101 441110 BONDFUNDS	.00	-1,000,000.00	-1,000,000.00	.00	-1,000,000.00	-1,000,000.00	.0%
101 441115 INVEARNING	.00	.00	.00	.00	.00	.00	.0%
101 441200 LEASERENTS	.00	.00	.00	.00	.00	-54,000.00	.0%
101 441235 RENT-PARKI	.00	.00	-350,000.00	-121,815.00	.00	-200,000.00	.0%
101 442105 REIMBAUDIT	.00	-59,500.00	-59,500.00	.00	-59,500.00	-59,500.00	.0%
101 442112 SUBROGATN	.00	-2,000.00	-2,000.00	-4,558.80	-2,000.00	-2,000.00	.0%
101 442115 RTRNCHKFEE	.00	-500.00	-500.00	-270.00	-500.00	-500.00	.0%
101 442150 INDIRCSTGR	.00	-95,000.00	-95,000.00	-35,461.67	-95,000.00	-95,000.00	.0%
101 442151 INDIRRETOF	.00	.00	.00	.00	.00	-100,000.00	.0%
101 442152 INDIRANIMA	.00	.00	.00	.00	.00	-90,944.00	.0%
101 442153 INDIRMPC	.00	.00	.00	.00	.00	-82,700.00	.0%
101 442154 INDI911	.00	.00	.00	.00	.00	-64,207.00	.0%
101 442155 INDRCSAC	.00	-62,000.00	-62,000.00	.00	-62,000.00	-62,000.00	.0%
101 442156 INDCOSTGID	.00	.00	-16,598.00	.00	.00	-16,598.00	.0%



Knox County G.R.E.A.T. System

Your Information...Your Way

(Powered by MUNIS and Buyspeed)



Aug Sep Oct

04/26/2011 09:37
chris.caldwell

Knox County, TN
NEXT YEAR / CURRENT YEAR BUDGET ANALYSIS


PG 6
bgnyrpts

PROJECTION: 20121 FY'12 BUDGET (101, 114-141, 151, 261-280)

FOR PERIOD 12

ACCOUNTS FOR:

GENERAL FUND	2010 ACTUAL	2011 ORIG BUD	2011 REVISED BUD	2011 ACTUAL	2011 PROJECTION	2012 RECOMMEND	PCT CHANGE
101 442157 INDIRBA	.00	.00	.00	.00	.00	-64,000.00	.0%
101 445140 EQINRJVENT	.00	.00	.00	.00	.00	.00	.0%
101 445410 SALEPRPCTY	.00	.00	.00	-30,933.70	.00	-30,000.00	.0%
101 449980 OTRLOCALRV	.00	-25,000.00	-25,000.00	.00	-25,000.00	.00	-100.0%
101 449990 MISCELREV	.00	-400,000.00	-50,000.00	-615,935.58	-400,000.00	-135,997.00	-66.0%
1010010 449990 MISCELREV	.00	.00	.00	-7,352.50	.00	-13,000.00	.0%
1010935 441235 RENT-PARKI	.00	.00	.00	.00	.00	.00	.0%
1010935 449990 MISCELREV	.00	-1,611,716.68	-1,611,716.68	-12,900.00	-1,611,716.68	-1,604,543.00	-.4%
1012140 449990 MISCELREV	.00	-500.00	-500.00	-540.00	-500.00	.00	-100.0%
1012420 441215 CRTHOUSRNT	.00	-11,000.00	-11,000.00	-9,158.56	-11,000.00	-22,000.00	100.0%
1012710 449990 MISCELREV	.00	-2,000.00	-2,000.00	-1,173.99	-2,000.00	-2,000.00	.0%
1013010 449990 MISCELREV	.00	-1,000.00	-1,000.00	-150.00	-1,000.00	-500.00	-50.0%
1013210 449990 MISCELREV	.00	.00	.00	.00	.00	.00	.0%
1014810 441225 CONCCVRENT	.00	-37,000.00	-37,000.00	-31,903.00	-37,000.00	-35,000.00	-5.4%
1014830 441200 LEASRENTS	.00	-2,000.00	-2,000.00	-625.00	-2,000.00	-2,000.00	.0%
1014830 441210 BOATDKRENT	.00	-120,000.00	-120,000.00	-117,136.03	-120,000.00	-120,000.00	.0%
1014830 441211 YACHTRENT	.00	.00	.00	-1,000.00	.00	.00	.0%
1014832 441200 LEASRENTS	.00	.00	-582.00	-582.00	.00	-700.00	.0%
1014845 441200 LEASRENTS	.00	.00	.00	.00	.00	-40,000.00	.0%
1014845 441320 PRKCONCESS	.00	.00	.00	.00	.00	-7,500.00	.0%
1015105 445410 SALEPRPCTY	.00	.00	.00	-5,254.00	.00	.00	.0%
1015105 449990 MISCELREV	.00	.00	.00	-1.08	.00	.00	.0%
1016020 445410 SALEPRPCTY	.00	-300,000.00	-300,000.00	-179,980.86	-300,000.00	-200,000.00	-33.3%
1016025 445400 SALECONFIS	.00	-10,000.00	-10,000.00	-2,025.00	-10,000.00	-10,000.00	.0%
1016636 441100 INTRSTERND	.00	-175,000.00	-175,000.00	.00	-175,000.00	.00	-100.0%
1017530 433305 BUILINFEE	.00	.00	.00	.00	.00	.00	.0%
1017530 449990 MISCELREV	.00	-3,000.00	-3,000.00	-9,451.60	-3,000.00	-5,000.00	66.7%
1017720 449990 MISCELREV	.00	.00	.00	.00	.00	.00	.0%
1018510 441230 PUBDEFRENT	.00	-121,106.00	-121,106.00	-103,141.60	-121,106.00	-123,770.00	2.2%
1018903 441310 JAILCONCES	.00	-640,160.00	-640,160.00	-472,296.03	-640,160.00	-690,000.00	7.8%
1018903 442100 MEDCOPRIS	.00	-16,000.00	-16,000.00	-12,636.08	-16,000.00	-17,000.00	6.3%
1018954 441105 SHRFINTERN	.00	.00	-8,576.51	-8,576.51	.00	.00	.0%
1018972 449990 MISCELREV	.00	.00	.00	.00	.00	.00	.0%
TOTAL OTHER LOCAL REVENUE	.00	-6,194,482.68	-6,220,239.19	-2,245,347.54	-6,194,482.68	-5,950,459.00	-3.9%
45 OFFICIAL FEES							
1010310 451000 EXCESSFEES	.00	-127,200.00	-127,200.00	.00	-127,200.00	-100,000.00	-21.4%
1010610 451000 EXCESSFEES	.00	-25,000.00	-25,000.00	-24,519.05	-25,000.00	-30,000.00	20.0%
1010620 451000 EXCESSFEES	.00	-60,000.00	-60,000.00	-109,426.00	-60,000.00	-75,000.00	25.0%
1011210 451000 EXCESSFEES	.00	-1,000,000.00	-1,000,000.00	-480,387.50	-1,000,000.00	-1,000,000.00	.0%
1011520 451000 EXCESSFEES	.00	-100,000.00	-100,000.00	.00	-100,000.00	-50,000.00	-50.0%
1011530 451000 EXCESSFEES	.00	-100,000.00	-100,000.00	.00	-100,000.00	-50,000.00	-50.0%



Knox County G.R.E.A.T. System

Your Information...Your Way

(Powered by MUNIS and Buyspeed)



Aug Sep Oct

04/26/2011 09:37
chris.caldwell

Knox County, TN
NEXT YEAR / CURRENT YEAR BUDGET ANALYSIS

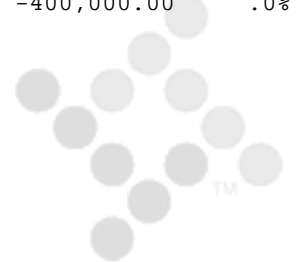
PG 7
bgnyrpts

PROJECTION: 20121 FY'12 BUDGET (101, 114-141, 151, 261-280)

FOR PERIOD 12

ACCOUNTS FOR:

GENERAL FUND	2010 ACTUAL	2011 ORIG BUD	2011 REVISED BUD	2011 ACTUAL	2011 PROJECTION	2012 RECOMMEND	PCT CHANGE
1013220 451000 EXCESSFEES	.00	-178,940.00	-178,940.00	.00	-178,940.00	.00	-100.0%
1013220 451900 XSSALESTAX	.00	.00	.00	.00	.00	.00	.0%
1018710 451000 EXCESSFEES	.00	-800,000.00	-800,000.00	-442,513.00	-800,000.00	-800,000.00	.0%
1018903 455905 SHRFRRCRD	.00	-70,000.00	.00	.00	-70,000.00	.00	-100.0%
1018903 455910 SHRFRWARNTS	.00	-240,000.00	.00	.00	-240,000.00	.00	-100.0%
1018903 455915 SHRFDIDENT	.00	-12,000.00	.00	.00	-12,000.00	.00	-100.0%
1018903 455920 SHRFRWKRELS	.00	-6,000.00	.00	.00	-6,000.00	.00	-100.0%
1018903 455925 SHRFRMSCREV	.00	-260,000.00	.00	.00	-260,000.00	.00	-100.0%
1018903 455930 SHRFRDRVLIC	.00	.00	.00	.00	.00	.00	.0%
1018903 455935 SHRFRHGPERM	.00	-34,000.00	.00	.00	-34,000.00	.00	-100.0%
1018903 455940 SHRFRFEEMIS	.00	.00	.00	.00	.00	.00	.0%
1019710 451000 EXCESSFEES	.00	-4,300,000.00	-4,300,000.00	-2,200,932.46	-4,300,000.00	-4,500,000.00	4.7%
1019710 451900 XSSALESTAX	.00	-300,000.00	-300,000.00	-127,567.54	-300,000.00	-350,000.00	16.7%
TOTAL OFFICIAL FEES	.00	-7,613,140.00	-6,991,140.00	-3,385,345.55	-7,613,140.00	-6,955,000.00	-8.6%
46 STATE OF TENNESSEE							
101 468200 INCOMETAX	.00	-1,000,000.00	-1,000,000.00	.00	-1,000,000.00	-1,500,000.00	50.0%
101 468400 ALCHBEVTAX	.00	-382,000.00	-382,000.00	-220,611.62	-382,000.00	-382,000.00	.0%
101 468500 MIXDRNKTAX	.00	-180,000.00	-180,000.00	-84,296.40	-180,000.00	-180,000.00	.0%
101 469900 EXCISETAX	.00	-650,000.00	-650,000.00	-314,820.83	-650,000.00	-650,000.00	.0%
101 469911 RESHARTVA	.00	-2,500,000.00	-2,500,000.00	-1,628,191.78	-2,500,000.00	-2,800,000.00	12.0%
1010310 462015 OFCRCOSTCO	.00	-38,000.00	-38,000.00	-18,832.44	-38,000.00	-30,000.00	-21.1%
1010310 462017 OFCRCOSTST	.00	.00	.00	.00	.00	.00	.0%
1010610 462015 OFCRCOSTCO	.00	.00	.00	-20.90	.00	.00	.0%
1010610 462017 OFCRCOSTST	.00	.00	.00	.00	.00	.00	.0%
1010620 462015 OFCRCOSTCO	.00	-30,000.00	-30,000.00	-22,416.12	-30,000.00	-30,000.00	.0%
1011210 468300 BEERTAX	.00	-20,000.00	-20,000.00	-9,387.33	-20,000.00	-20,000.00	.0%
1011510 462015 OFCRCOSTCO	.00	-28,000.00	-28,000.00	-22,767.65	-28,000.00	-30,000.00	7.1%
1011510 462017 OFCRCOSTST	.00	.00	.00	.00	.00	.00	.0%
1011520 462010 CRMCTARRF	.00	-5,000.00	.00	-6,788.41	-5,000.00	.00	-100.0%
1011520 462012 CRMSTARRF	.00	.00	-5,000.00	-4,458.87	.00	-5,000.00	.0%
1011520 462015 CRMCTOFCR	.00	-20,000.00	-20,000.00	-123,313.67	-20,000.00	-140,000.00	600.0%
1011520 462017 OFCRCOSTST	.00	-150,000.00	-150,000.00	-9,143.91	-150,000.00	.00	-100.0%
1011520 462020 CRMCTWITN	.00	-35,000.00	-35,000.00	-20,518.47	-35,000.00	-50,000.00	42.9%
1011520 462100 RETPRSST	.00	.00	.00	.00	.00	.00	.0%
1011520 462915 JURYSVC	.00	-20,000.00	-20,000.00	-7,822.03	-20,000.00	-15,000.00	-25.0%
1011520 468900 RETPRISNR	.00	-20,000.00	-20,000.00	-7,774.59	-20,000.00	-20,000.00	.0%
1011530 462015 OFCRCOSTCO	.00	-360,000.00	-360,000.00	-245,626.29	-360,000.00	-360,000.00	.0%
1011530 462017 OFCRCOSTST	.00	.00	.00	.00	.00	.00	.0%
1011810 468600 ELECREIMST	.00	.00	.00	.00	.00	-240,000.00	.0%
1011810 469901 REGTSALSUP	.00	-16,380.00	-16,380.00	-11,373.00	-16,380.00	-16,380.00	.0%
1012420 461100 CHLDSUPREF	.00	-400,000.00	-400,000.00	-188,706.96	-400,000.00	-400,000.00	.0%



Knox County G.R.E.A.T. System

Your Information...Your Way

(Powered by MUNIS and Buyspeed)



Aug Sep Oct

04/26/2011 09:37
chris.caldwell

Knox County, TN
NEXT YEAR / CURRENT YEAR BUDGET ANALYSIS

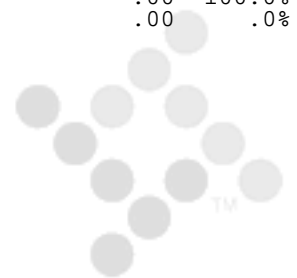
PG 8
bgnyrpts

PROJECTION: 20121 FY'12 BUDGET (101, 114-141, 151, 261-280)

FOR PERIOD 12

ACCOUNTS FOR:

GENERAL FUND	2010 ACTUAL	2011 ORIG BUD	2011 REVISED BUD	2011 ACTUAL	2011 PROJECTION	2012 RECOMMEND	PCT CHANGE
1015415 461300 SAFETYSEAT	.00	-9,000.00	-9,000.00	-3,364.44	-9,000.00	-9,000.00	.0%
1015415 463915 HDSALAREG	.00	-196,000.00	-196,000.00	-124,400.00	-196,000.00	-196,000.00	.0%
1015465 461300 SAFETYSEAT	.00	.00	.00	-1,593.92	.00	.00	.0%
1018310 462905 STSALSUPPL	.00	-4,000.00	-4,000.00	-3,000.00	-4,000.00	-3,000.00	-25.0%
1018903 469902 PRISBDSTA	.00	.00	-1,050,000.00	-454,580.00	.00	-1,050,000.00	.0%
1018967 469905 MCNABINTR	.00	-100,000.00	-184,823.74	-84,823.74	-100,000.00	.00	-100.0%
1018995 461100 CHLDSUPREF	.00	.00	.00	-100,370.29	.00	-150,000.00	.0%
TOTAL STATE OF TENNESSEE	.00	-6,163,380.00	-7,298,203.74	-3,719,003.66	-6,163,380.00	-8,276,380.00	34.3%
47 FEDERAL GOVT							
1015415 475902 HLTHFEDGR	.00	.00	.00	.00	.00	.00	.0%
1018903 475901 PRISBDFED	.00	.00	-1,100,000.00	-338,124.00	.00	-1,100,000.00	.0%
TOTAL FEDERAL GOVT	.00	.00	-1,100,000.00	-338,124.00	.00	-1,100,000.00	.0%
48 GOVT & GROUPS							
101 481110 CITYJAIL	.00	-10,000.00	-10,000.00	.00	-10,000.00	-10,000.00	.0%
101 481500 GISINDRCST	.00	-16,598.00	.00	.00	-16,598.00	.00	-100.0%
101 481515 CITKNOXVLE	.00	.00	.00	.00	.00	.00	.0%
101 486135 DONATIONS	.00	.00	.00	.00	.00	.00	.0%
101 489915 CACDEBTPYM	.00	.00	.00	.00	.00	-165,488.00	.0%
1011810 481000 OPREIMCIT	.00	.00	.00	.00	.00	-245,000.00	.0%
1011810 481450 FARRELEC	.00	-21,500.00	-21,500.00	.00	-21,500.00	.00	-100.0%
1013350 486155 SENSUMDON	.00	.00	.00	.00	.00	.00	.0%
1013360 486180 REAWMEDON	.00	.00	.00	.00	.00	.00	.0%
1013620 486160 BRTSTRTDON	.00	.00	.00	.00	.00	.00	.0%
1014830 486130 RECDEPTDON	.00	.00	.00	-17,875.02	.00	.00	.0%
1015142 486155 SENSUMDON	.00	.00	.00	.00	.00	.00	.0%
1015143 486135 DONATIONS	.00	.00	.00	-575.00	.00	.00	.0%
1015144 486150 HLSPCEVDON	.00	.00	.00	-1,745.00	.00	.00	.0%
1015145 486135 DONATIONS	.00	.00	.00	.00	.00	.00	.0%
1015146 486135 DONATIONS	.00	.00	.00	-2,000.00	.00	.00	.0%
1015149 486135 DONATIONS	.00	.00	.00	.00	.00	.00	.0%
1015415 481510 CITCARSEAT	.00	-16,000.00	.00	.00	-16,000.00	.00	-100.0%
1015439 486140 ANCONDON	.00	.00	.00	.00	.00	.00	.0%
1015451 486040 UTDISTVECT	.00	.00	.00	.00	.00	.00	.0%
1015465 481510 CITCARSEAT	.00	.00	-21,676.27	-26,525.17	.00	-16,000.00	.0%
1018310 481515 CITKNOXVLE	.00	.00	.00	.00	.00	.00	.0%
1018903 481100 FEDPRISBRD	.00	-1,100,000.00	.00	.00	-1,100,000.00	.00	-100.0%
1018903 481105 STPRISBRD	.00	-1,050,000.00	.00	.00	-1,050,000.00	.00	-100.0%
1018903 486005 COMMCONT	.00	.00	.00	.00	.00	.00	.0%



Knox County G.R.E.A.T. System

Your Information...Your Way

(Powered by MUNIS and Buyspeed)



Aug Sep Oct

04/26/2011 09:37
chris.caldwell

Knox County, TN
NEXT YEAR / CURRENT YEAR BUDGET ANALYSIS

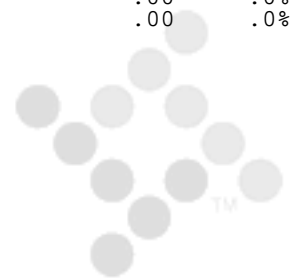
PG 9
bgnyrpts

PROJECTION: 20121 FY'12 BUDGET (101, 114-141, 151, 261-280)

FOR PERIOD 12

ACCOUNTS FOR:

GENERAL FUND	2010 ACTUAL	2011 ORIG BUD	2011 REVISED BUD	2011 ACTUAL	2011 PROJECTION	2012 RECOMMEND	PCT CHANGE
1018937 486135 DONATIONS	.00	.00	.00	.00	.00	.00	.0%
1018938 486135 DONATIONS	.00	.00	.00	.00	.00	.00	.0%
1018940 486125 SRCITAWRDN	.00	.00	.00	-300.00	.00	.00	.0%
1018941 486135 DONATIONS	.00	.00	.00	.00	.00	.00	.0%
1018950 486135 DONATIONS	.00	.00	.00	.00	.00	.00	.0%
1018951 486120 DARDONAT	.00	.00	-500.00	-500.00	.00	.00	.0%
1018952 486145 TEENACDON	.00	.00	-100.00	-100.00	.00	.00	.0%
1018955 486135 DONATIONS	.00	.00	.00	.00	.00	.00	.0%
1018956 486135 DONATIONS	.00	.00	-10,570.00	-27,555.90	.00	.00	.0%
1018965 486165 EXPPRGDON	.00	.00	-3,743.10	-3,743.10	.00	.00	.0%
1018966 486135 DONATIONS	.00	.00	.00	.00	.00	.00	.0%
1018980 489910 OTRSRCGR	.00	.00	.00	-1,647.00	.00	.00	.0%
1018985 486135 DONATIONS	.00	.00	-2,035.00	-7,452.29	.00	.00	.0%
1018990 486135 DONATIONS	.00	.00	.00	-7,241.70	.00	.00	.0%
1018991 486135 DONATIONS	.00	.00	.00	.00	.00	.00	.0%
TOTAL GOVT & GROUPS	.00	-2,214,098.00	-70,124.37	-97,260.18	-2,214,098.00	-436,488.00	-80.3%
49 OTHER NON-REV SOURCE							
101 492000 NOTEPROC	.00	-576,000.00	-576,000.00	.00	-576,000.00	.00	-100.0%
101 498025 XFERHOTMOT	.00	.00	.00	.00	.00	.00	.0%
101 498045 911REIMB	.00	-281,597.00	-281,597.00	.00	-281,597.00	-281,597.00	.0%
101 498050 CACREIMB	.00	-165,488.00	-165,488.00	.00	-165,488.00	.00	-100.0%
101 498055 XFERCAPLEA	.00	-1,000,000.00	-1,000,000.00	-1,000,000.00	-1,000,000.00	.00	-100.0%
101 499000 FUNDBAL	.00	-2,894,769.00	-5,129,339.00	.00	-2,894,769.00	.00	-100.0%
101 499010 DESFBAL	.00	-500,000.00	-500,000.00	.00	-500,000.00	.00	-100.0%
101 499020 RESFNDBAL	.00	.00	-347,123.08	.00	.00	.00	.0%
101 499900 A/R	.00	.00	.00	.00	.00	.00	.0%
101 499910 CASHHAND	.00	.00	.00	.00	.00	.00	.0%
101 499920 CASHFISCAL	.00	.00	.00	.00	.00	.00	.0%
101 499930 DEFREV	.00	.00	.00	.00	.00	.00	.0%
1010020 499020 RESFNDBAL	.00	.00	-53,825.00	.00	.00	.00	.0%
1010935 498010 OPERTRANS	.00	.00	.00	-984,518.02	.00	.00	.0%
1011520 499020 RESFNDBAL	.00	.00	-78,876.88	.00	.00	.00	.0%
1013360 499020 RESFNDBAL	.00	.00	-38,282.72	.00	.00	.00	.0%
1014810 499010 DESFBAL	.00	-60,603.00	-60,603.00	.00	-60,603.00	-132,176.00	118.1%
1014825 499020 RESFNDBAL	.00	.00	-9,293.73	.00	.00	.00	.0%
1015442 499020 RESFNDBAL	.00	.00	-344,145.54	.00	.00	-376,892.40	.0%
1015465 499020 RESFNDBAL	.00	.00	-22,457.14	.00	.00	.00	.0%
1015470 499020 RESFNDBAL	.00	.00	-5,000.00	.00	.00	.00	.0%
1016950 499010 DESFBAL	.00	.00	-1,374,543.55	.00	.00	.00	.0%
1018720 499020 RESFNDBAL	.00	.00	-272,500.00	.00	.00	.00	.0%
1018900 499020 RESFNDBAL	.00	.00	.00	.00	.00	.00	.0%



Knox County G.R.E.A.T. System

Your Information...Your Way

(Powered by MUNIS and Buyspeed)



Aug Sep Oct

04/26/2011 09:37
chris.caldwell

Knox County, TN
NEXT YEAR / CURRENT YEAR BUDGET ANALYSIS

PG 10
bgnyrpts

PROJECTION: 20121 FY'12 BUDGET (101, 114-141, 151, 261-280)

FOR PERIOD 12

ACCOUNTS FOR:

GENERAL FUND	2010 ACTUAL	2011 ORIG BUD	2011 REVISED BUD	2011 ACTUAL	2011 PROJECTION	2012 RECOMMEND	PCT CHANGE
1018937 499020 RESFNDBAL	.00	.00	-2,428.68	.00	.00	.00	.0%
1018940 499020 RESFNDBAL	.00	.00	-197.85	.00	.00	.00	.0%
1018950 499020 RESFNDBAL	.00	.00	-500.00	.00	.00	.00	.0%
1018951 499020 RESFNDBAL	.00	.00	-12,346.41	.00	.00	.00	.0%
1018952 499020 RESFNDBAL	.00	.00	-1,727.84	.00	.00	.00	.0%
1018953 499020 RESFNDBAL	.00	.00	-10,351.80	.00	.00	.00	.0%
1018954 499020 RESFNDBAL	.00	.00	-7,776.90	.00	.00	.00	.0%
1018955 499020 RESFNDBAL	.00	.00	-325.00	.00	.00	.00	.0%
1018956 499020 RESFNDBAL	.00	.00	-749.45	.00	.00	.00	.0%
1018965 499020 RESFNDBAL	.00	.00	-770.36	.00	.00	.00	.0%
1018966 499020 RESFNDBAL	.00	.00	-199.44	.00	.00	.00	.0%
1018980 499020 RESFNDBAL	.00	.00	-9,900.00	.00	.00	.00	.0%
1018985 499020 RESFNDBAL	.00	.00	-87.56	.00	.00	.00	.0%
1018990 499020 RESFNDBAL	.00	.00	-7,501.91	.00	.00	.00	.0%
1018991 499020 RESFNDBAL	.00	.00	-350.00	.00	.00	.00	.0%
TOTAL OTHER NON-REV SOURCE	.00	-5,478,457.00	-10,314,287.84	-1,984,518.02	-5,478,457.00	-790,665.40	-85.6%
TOTAL GENERAL FUND	.00	-166,716,445.68	-171,736,193.95	-131,962,298.58	-166,716,445.68	-151,788,575.40	-9.0%



Knox County G.R.E.A.T. System

Your Information...Your Way

(Powered by MUNIS and Buyspeed)



Aug Sep Oct

04/26/2011 09:37
chris.caldwell

Knox County, TN
NEXT YEAR / CURRENT YEAR BUDGET ANALYSIS


PG 11
bgnyrpts

PROJECTION: 20121 FY'12 BUDGET (101, 114-141, 151, 261-280)

FOR PERIOD 12

ACCOUNTS FOR:

GOVERNMENTAL LIBRARY FUND			2010 ACTUAL	2011 ORIG BUD	2011 REVISED BUD	2011 ACTUAL	2011 PROJECTION	2012 RECOMMEND	PCT CHANGE
40	LOCAL TAXES								
114	402635	LITTAX4CIR	.00	.00	.00	.00	.00	.00	.0%
1140010	402605	LITTAXAD10	.00	-22,000.00	-22,000.00	-15,904.19	-22,000.00	-22,000.00	.0%
1140010	402610	LITTAXCIRC	.00	-3,800.00	-3,800.00	-2,708.10	-3,800.00	-4,600.00	21.1%
1140010	402615	LITTAXCRIM	.00	-2,500.00	-2,500.00	-1,859.19	-2,500.00	-2,500.00	.0%
1140010	402620	LITTAXCRSS	.00	-25,566.00	-25,566.00	-15,076.94	-25,566.00	-25,566.00	.0%
1140010	402630	LITTAXCHAN	.00	-7,000.00	-7,000.00	-3,940.19	-7,000.00	-6,200.00	-11.4%
1140010	402635	LITTAX4CIR	.00	-4,000.00	-4,000.00	-2,776.23	-4,000.00	-4,600.00	15.0%
1140010	402655	LITTAXPROB	.00	.00	.00	-1,930.79	.00	-3,200.00	.0%
	TOTAL LOCAL TAXES		.00	-64,866.00	-64,866.00	-44,195.63	-64,866.00	-68,666.00	5.9%
43	CHARGE FOR CURR SERV								
1140010	433500	COPYFEES	.00	-100.00	-100.00	.00	-100.00	-100.00	.0%
1140010	433600	LIBRYFEES	.00	-11,000.00	-11,000.00	-6,989.96	-11,000.00	-9,000.00	-18.2%
	TOTAL CHARGE FOR CURR SERV		.00	-11,100.00	-11,100.00	-6,989.96	-11,100.00	-9,100.00	-18.0%
44	OTHER LOCAL REVENUE								
1140010	441300	SALEMATSUP	.00	-600.00	-600.00	-448.45	-600.00	-800.00	33.3%
1140010	449990	MISCELREV	.00	-100.00	-100.00	.00	-100.00	-100.00	.0%
	TOTAL OTHER LOCAL REVENUE		.00	-700.00	-700.00	-448.45	-700.00	-900.00	28.6%
48	GOVT & GROUPS								
1140010	481515	CITKNOXVLE	.00	-30,000.00	-30,000.00	-30,000.00	-30,000.00	-30,000.00	.0%
1140010	486135	DONATIONS	.00	-2,000.00	-2,000.00	-1,000.00	-2,000.00	.00	-100.0%
	TOTAL GOVT & GROUPS		.00	-32,000.00	-32,000.00	-31,000.00	-32,000.00	-30,000.00	-6.3%
49	OTHER NON-REV SOURCE								
114	499900	A/R	.00	.00	.00	.00	.00	.00	.0%
114	499910	CASHHAND	.00	.00	.00	.00	.00	.00	.0%
114	499920	CASHFISCAL	.00	.00	.00	.00	.00	.00	.0%
114	499930	DEFREV	.00	.00	.00	.00	.00	.00	.0%
1140010	498010	OPERTRANS	.00	-11,334.00	-11,334.00	-11,334.00	-11,334.00	.00	-100.0%
1140010	498020	GENTRANS	.00	-75,000.00	-75,000.00	-75,000.00	-75,000.00	.00	-100.0%
	TOTAL OTHER NON-REV SOURCE		.00	-86,334.00	-86,334.00	-86,334.00	-86,334.00	.00	-100.0%
	TOTAL GOVERNMENTAL LIBRARY F		.00	-195,000.00	-195,000.00	-168,968.04	-195,000.00	-108,666.00	-44.3%



Knox County G.R.E.A.T. System

Your Information...Your Way

(Powered by MUNIS and Buyspeed)



Aug Sep Oct

04/26/2011 09:37
chris.caldwell

Knox County, TN
NEXT YEAR / CURRENT YEAR BUDGET ANALYSIS

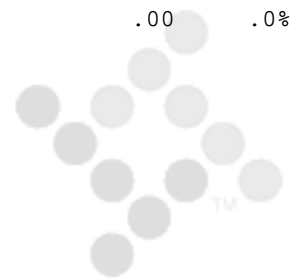
PG 12
bgnyrpts

PROJECTION: 20121 FY'12 BUDGET (101, 114-141, 151, 261-280)

FOR PERIOD 12

ACCOUNTS FOR:

PUBLIC LIBRARY FUND			2010 ACTUAL	2011 ORIG BUD	2011 REVISED BUD	2011 ACTUAL	2011 PROJECTION	2012 RECOMMEND	PCT CHANGE
40	LOCAL TAXES								
1150010	402400	WHEELTAX	.00	-1,200,000.00	-1,200,000.00	-1,048,500.77	-1,200,000.00	-10,330,000.00	760.8%
	TOTAL LOCAL TAXES		.00	-1,200,000.00	-1,200,000.00	-1,048,500.77	-1,200,000.00	-10,330,000.00	760.8%
41	LICENSES & PERMITS								
1150010	411100	MARRLICEN	.00	.00	.00	.00	.00	.00	.0%
	TOTAL LICENSES & PERMITS		.00	.00	.00	.00	.00	.00	.0%
43	CHARGE FOR CURR SERV								
1150010	433600	LIBRYFEES	.00	-323,000.00	-323,000.00	-242,716.07	-323,000.00	-300,000.00	-7.1%
1150011	433600	LIBRYFEES	.00	.00	.00	.00	.00	.00	.0%
	TOTAL CHARGE FOR CURR SERV		.00	-323,000.00	-323,000.00	-242,716.07	-323,000.00	-300,000.00	-7.1%
44	OTHER LOCAL REVENUE								
1150010	445600	MISCCOLLCT	.00	-1,000.00	-1,000.00	.00	-1,000.00	-1,000.00	.0%
1150010	449980	OTRLOCALRV	.00	-8,000.00	-8,000.00	-5,696.65	-8,000.00	-8,000.00	.0%
	TOTAL OTHER LOCAL REVENUE		.00	-9,000.00	-9,000.00	-5,696.65	-9,000.00	-9,000.00	.0%
46	STATE OF TENNESSEE								
1150020	469800	STGENLIBSV	.00	.00	-97,902.00	-74,527.00	.00	-45,500.00	.0%
1150050	469805	OTRSTGR	.00	.00	.00	.00	.00	.00	.0%
	TOTAL STATE OF TENNESSEE		.00	.00	-97,902.00	-74,527.00	.00	-45,500.00	.0%
48	GOVT & GROUPS								
1150010	486135	DONATIONS	.00	.00	.00	.00	.00	.00	.0%
1150030	486185	ROTHROCK	.00	.00	.00	-12,280.23	.00	.00	.0%
	TOTAL GOVT & GROUPS		.00	.00	.00	-12,280.23	.00	.00	.0%
49	OTHER NON-REV SOURCE								
115	498020	GENTRANS	.00	.00	.00	.00	.00	.00	.0%



Knox County G.R.E.A.T. System

Your Information...Your Way

(Powered by MUNIS and Buyspeed)



Aug Sep Oct

04/26/2011 09:37
chris.caldwell

Knox County, TN
NEXT YEAR / CURRENT YEAR BUDGET ANALYSIS

PG 13
bgnyrpts

PROJECTION: 20121 FY'12 BUDGET (101, 114-141, 151, 261-280)

FOR PERIOD 12

ACCOUNTS FOR:

PUBLIC LIBRARY FUND			2010 ACTUAL	2011 ORIG BUD	2011 REVISED BUD	2011 ACTUAL	2011 PROJECTION	2012 RECOMMEND	PCT CHANGE
115	499000	FUNDBAL	.00	.00	-3,897.50	.00	.00	.00	.0%
115	499900	A/R	.00	.00	.00	.00	.00	.00	.0%
115	499910	CASHHAND	.00	.00	.00	.00	.00	.00	.0%
115	499920	CASHFISCAL	.00	.00	.00	.00	.00	.00	.0%
115	499930	DEFREV	.00	.00	.00	.00	.00	.00	.0%
1150010	498020	GENTRANS	.00	-10,960,500.00	-10,960,500.00	-10,960,500.00	-10,960,500.00	-1,366,769.00	-87.5%
1150010	498025	XFERHOTMOT	.00	-259,500.00	-259,500.00	.00	-259,500.00	-412,500.00	59.0%
1150030	499000	FUNDBAL	.00	.00	-35,264.00	.00	.00	.00	.0%
1150040	499000	FUNDBAL	.00	.00	-770.05	.00	.00	.00	.0%
1150085	499000	FUNDBAL	.00	.00	-2,977.28	.00	.00	.00	.0%
TOTAL OTHER NON-REV SOURCE			.00	-11,220,000.00	-11,262,908.83	-10,960,500.00	-11,220,000.00	-1,779,269.00	-84.1%
TOTAL PUBLIC LIBRARY FUND			.00	-12,752,000.00	-12,892,810.83	-12,344,220.72	-12,752,000.00	-12,463,769.00	-2.3%



Knox County G.R.E.A.T. System

Your Information...Your Way

(Powered by MUNIS and Buyspeed)



Aug Sep Oct

04/26/2011 09:37
chris.caldwell

Knox County, TN
NEXT YEAR / CURRENT YEAR BUDGET ANALYSIS

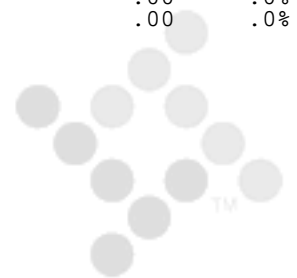
PG 14
bgnyrpts

PROJECTION: 20121 FY'12 BUDGET (101, 114-141, 151, 261-280)

FOR PERIOD 12

ACCOUNTS FOR:

SOLID WASTE FUND			2010 ACTUAL	2011 ORIG BUD	2011 REVISED BUD	2011 ACTUAL	2011 PROJECTION	2012 RECOMMEND	PCT CHANGE
40	LOCAL TAXES								
116	402100	LOCOPTST	.00	.00	.00	.00	.00	-2,400,000.00	.0%
	TOTAL LOCAL TAXES		.00	.00	.00	.00	.00	-2,400,000.00	.0%
42	FINES, FORF & PEN								
1160320	423802	DUILITTR	.00	.00	.00	.00	.00	-60,000.00	.0%
	TOTAL FINES, FORF & PEN		.00	.00	.00	.00	.00	-60,000.00	.0%
43	CHARGE FOR CURR SERV								
1160130	431140	SLWYCCTR	.00	-72,000.00	-72,000.00	-40,912.58	-72,000.00	.00	-100.0%
1160130	431150	HALLSYDWST	.00	-12,000.00	-12,000.00	-7,632.99	-12,000.00	-312,375.00	2503.1%
1160130	431155	YRDWSTMISC	.00	.00	.00	-197.00	.00	.00	.0%
	TOTAL CHARGE FOR CURR SERV		.00	-84,000.00	-84,000.00	-48,742.57	-84,000.00	-312,375.00	271.9%
44	OTHER LOCAL REVENUE								
1160110	441450	SALERECYC	.00	.00	.00	.00	.00	.00	.0%
1160120	441450	SALERECYC	.00	-26,000.00	-26,000.00	-17,708.50	-26,000.00	.00	-100.0%
1160130	449990	MISCELREV	.00	.00	.00	.00	.00	.00	.0%
1160330	441450	SALERECYC	.00	-350,000.00	-350,000.00	-424,531.53	-350,000.00	-650,000.00	85.7%
	TOTAL OTHER LOCAL REVENUE		.00	-376,000.00	-376,000.00	-442,240.03	-376,000.00	-650,000.00	72.9%
46	STATE OF TENNESSEE								
1160310	461700	SOLWSTGR	.00	-378,500.00	-378,500.00	-242,160.80	-378,500.00	-378,500.00	.0%
1160330	469907	RECYCREBAT	.00	-80,000.00	-80,000.00	-23,108.00	-80,000.00	-22,000.00	-72.5%
	TOTAL STATE OF TENNESSEE		.00	-458,500.00	-458,500.00	-265,268.80	-458,500.00	-400,500.00	-12.6%
49	OTHER NON-REV SOURCE								
116	498010	OPERTRANS	.00	.00	.00	.00	.00	-268,715.61	.0%
116	498020	GENTRANS	.00	-3,060,000.00	-3,060,000.00	-3,000,000.00	-3,060,000.00	-30,544.09	-99.0%
116	499000	FUNDBAL	.00	-328,838.55	-328,838.55	.00	-328,838.55	.00	-100.0%
116	499020	RESFNDBAL	.00	.00	-42,453.77	.00	.00	.00	.0%
116	499900	A/R	.00	.00	.00	.00	.00	.00	.0%



Knox County G.R.E.A.T. System

Your Information...Your Way

(Powered by MUNIS and Buyspeed)



Aug Sep Oct

04/26/2011 09:37
chris.caldwell

Knox County, TN
NEXT YEAR / CURRENT YEAR BUDGET ANALYSIS

PG 15
bgnyrpts

PROJECTION: 20121 FY'12 BUDGET (101, 114-141, 151, 261-280)

FOR PERIOD 12

ACCOUNTS FOR:

SOLID WASTE FUND			2010 ACTUAL	2011 ORIG BUD	2011 REVISED BUD	2011 ACTUAL	2011 PROJECTION	2012 RECOMMEND	PCT CHANGE
116	499910	CASHHAND	.00	.00	.00	.00	.00	.00	.0%
116	499920	CASHFISCAL	.00	.00	.00	.00	.00	.00	.0%
116	499930	DEFREV	.00	.00	.00	.00	.00	.00	.0%
1160320	498020	GENTRANS	.00	.00	-35,952.80	-35,952.80	.00	.00	.0%
TOTAL OTHER NON-REV SOURCE			.00	-3,388,838.55	-3,467,245.12	-3,035,952.80	-3,388,838.55	-299,259.70	-91.2%
TOTAL SOLID WASTE FUND			.00	-4,307,338.55	-4,385,745.12	-3,792,204.20	-4,307,338.55	-4,122,134.70	-4.3%



Knox County G.R.E.A.T. System

Your Information...Your Way

(Powered by MUNIS and Buyspeed)



Aug Sep Oct

04/26/2011 09:37
chris.caldwell

Knox County, TN
NEXT YEAR / CURRENT YEAR BUDGET ANALYSIS

PG 16
bgnyrpts

PROJECTION: 20121 FY'12 BUDGET (101, 114-141, 151, 261-280)

FOR PERIOD 12

ACCOUNTS FOR:

DRUG CONTROL FUND	2010 ACTUAL	2011 ORIG BUD	2011 REVISED BUD	2011 ACTUAL	2011 PROJECTION	2012 RECOMMEND	PCT CHANGE
42	FINES, FORF & PEN						
122 422400	DRGFINECRM	.00	.00	.00	.00	.00	.0%
122 426400	DGFINECRSS	.00	.00	.00	.00	.00	.0%
122 426705	STORDUIDOR	.00	.00	-18,991.95	.00	.00	.0%
122 428650	DRUGFORFET	.00	.00	-22,815.00	.00	.00	.0%
122 428655	DRUGSEIZR	.00	.00	-67,871.00	.00	.00	.0%
1220020 426400	DGFINECRSS	.00	-250,000.00	.00	-250,000.00	-250,000.00	.0%
1220020 428650	DRUGFORFET	.00	-220,000.00	.00	-220,000.00	-220,000.00	.0%
TOTAL FINES, FORF & PEN	.00	-470,000.00	-470,000.00	-241,515.56	-470,000.00	-470,000.00	.0%
44	OTHER LOCAL REVENUE						
122 445400	SALECONFIS	.00	.00	.00	.00	.00	.0%
TOTAL OTHER LOCAL REVENUE	.00	.00	.00	.00	.00	.00	.0%
47	FEDERAL GOVT						
1220010 479910	FEDDRGDOLS	.00	.00	.00	-7,486.57	.00	.0%
TOTAL FEDERAL GOVT	.00	.00	.00	-7,486.57	.00	.00	.0%
48	GOVT & GROUPS						
122 481540	DRFINCITY	.00	.00	.00	-142,288.98	.00	.0%
TOTAL GOVT & GROUPS	.00	.00	.00	-142,288.98	.00	.00	.0%
49	OTHER NON-REV SOURCE						
122 499020	RESFNDBAL	.00	.00	-3,838.00	.00	.00	.0%
122 499900	A/R	.00	.00	.00	.00	.00	.0%
122 499910	CASHHAND	.00	.00	.00	.00	.00	.0%
122 499920	CASHFISCAL	.00	.00	.00	.00	.00	.0%
122 499930	DEFREV	.00	.00	.00	.00	.00	.0%
TOTAL OTHER NON-REV SOURCE	.00	.00	-3,838.00	.00	.00	.00	.0%
TOTAL DRUG CONTROL FUND	.00	-470,000.00	-473,838.00	-391,291.11	-470,000.00	-470,000.00	.0%



Knox County G.R.E.A.T. System

Your Information...Your Way

(Powered by MUNIS and Buyspeed)



Aug Sep Oct

04/26/2011 09:37
chris.caldwell

Knox County, TN
NEXT YEAR / CURRENT YEAR BUDGET ANALYSIS

PG 17
bgnyrpts

PROJECTION: 20121 FY'12 BUDGET (101, 114-141, 151, 261-280)

FOR PERIOD 12

ACCOUNTS FOR:

HOTEL/MOTEL TAX FUND	2010 ACTUAL	2011 ORIG BUD	2011 REVISED BUD	2011 ACTUAL	2011 PROJECTION	2012 RECOMMEND	PCT CHANGE
40 LOCAL TAXES							
123 402200 HOTELMOTEL	.00	-5,000,000.00	-5,000,000.00	-3,238,010.13	-5,000,000.00	-5,200,000.00	4.0%
TOTAL LOCAL TAXES	.00	-5,000,000.00	-5,000,000.00	-3,238,010.13	-5,000,000.00	-5,200,000.00	4.0%
44 OTHER LOCAL REVENUE							
123 449990 MISCELREV	.00	.00	.00	.00	.00	.00	.0%
TOTAL OTHER LOCAL REVENUE	.00	.00	.00	.00	.00	.00	.0%
49 OTHER NON-REV SOURCE							
123 499000 FUNDBAL	.00	.00	.00	.00	.00	-259,500.00	.0%
123 499900 A/R	.00	.00	.00	.00	.00	.00	.0%
123 499910 CASHHAND	.00	.00	.00	.00	.00	.00	.0%
123 499920 CASHFISCAL	.00	.00	.00	.00	.00	.00	.0%
123 499930 DEFREV	.00	.00	.00	.00	.00	.00	.0%
TOTAL OTHER NON-REV SOURCE	.00	.00	.00	.00	.00	-259,500.00	.0%
TOTAL HOTEL/MOTEL TAX FUND	.00	-5,000,000.00	-5,000,000.00	-3,238,010.13	-5,000,000.00	-5,459,500.00	9.2%



Knox County G.R.E.A.T. System

Your Information...Your Way

(Powered by MUNIS and Buyspeed)



Aug Sep Oct

04/26/2011 09:37
chris.caldwell

Knox County, TN
NEXT YEAR / CURRENT YEAR BUDGET ANALYSIS

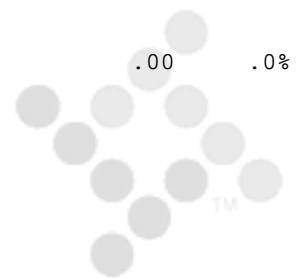
PG 18
bgnyrpts

PROJECTION: 20121 FY'12 BUDGET (101, 114-141, 151, 261-280)

FOR PERIOD 12

ACCOUNTS FOR:

AIR QUALITY MANAGEMENT FUND			2010 ACTUAL	2011 ORIG BUD	2011 REVISED BUD	2011 ACTUAL	2011 PROJECTION	2012 RECOMMEND	PCT CHANGE
42	FINES, FORF & PEN								
1280040	429255	APCFINES	.00	.00	.00	.00	.00	.00	.0%
	TOTAL FINES, FORF & PEN		.00	.00	.00	.00	.00	.00	.0%
43	CHARGE FOR CURR SERV								
1280035	431830	PERMITFEES	.00	.00	.00	.00	.00	.00	.0%
1280036	431825	T5PERMIT	.00	.00	.00	.00	.00	.00	.0%
1280036	431830	PERMITFEES	.00	.00	.00	-12,363.97	.00	.00	.0%
1280040	431825	T5PERMIT	.00	.00	.00	.00	.00	.00	.0%
1280040	431830	PERMITFEES	.00	-130,000.00	-130,000.00	-147,732.81	-130,000.00	-130,000.00	.0%
1280050	431825	T5PERMIT	.00	.00	-100,000.00	-131,787.81	.00	.00	.0%
1280060	431830	PERMITFEES	.00	-10,000.00	-10,000.00	.00	-10,000.00	-10,000.00	.0%
	TOTAL CHARGE FOR CURR SERV		.00	-140,000.00	-240,000.00	-291,884.59	-140,000.00	-140,000.00	.0%
44	OTHER LOCAL REVENUE								
1280035	442145	INKINDSVC	.00	.00	.00	.00	.00	.00	.0%
1280035	442150	INDIRCSTGR	.00	.00	.00	.00	.00	.00	.0%
1280036	442150	INDIRCSTGR	.00	.00	.00	-91,703.44	.00	.00	.0%
	TOTAL OTHER LOCAL REVENUE		.00	.00	.00	-91,703.44	.00	.00	.0%
47	FEDERAL GOVT								
1280010	475970	FEDHLTHGR	.00	.00	.00	.00	.00	.00	.0%
1280015	475970	FEDHLTHGR	.00	.00	-264,284.25	-101,330.10	.00	.00	.0%
1280035	475970	FEDHLTHGR	.00	.00	.00	.00	.00	.00	.0%
1280036	475970	FEDHLTHGR	.00	.00	-547,213.80	-139,553.34	.00	.00	.0%
1280080	475970	FEDHLTHGR	.00	.00	-46,026.97	.00	.00	.00	.0%
	TOTAL FEDERAL GOVT		.00	.00	-857,525.02	-240,883.44	.00	.00	.0%
48	GOVT & GROUPS								
1280060	489910	OTRSRCGR	.00	.00	.00	.00	.00	.00	.0%
	TOTAL GOVT & GROUPS		.00	.00	.00	.00	.00	.00	.0%
49	OTHER NON-REV SOURCE								
128	498020	GENTRANS	.00	.00	.00	.00	.00	.00	.0%



Knox County G.R.E.A.T. System

Your Information...Your Way

(Powered by MUNIS and Buyspeed)



Aug Sep Oct

04/26/2011 09:37
chris.caldwell

Knox County, TN
NEXT YEAR / CURRENT YEAR BUDGET ANALYSIS

PG 19
bgnyrpts

PROJECTION: 20121 FY'12 BUDGET (101, 114-141, 151, 261-280)

FOR PERIOD 12

ACCOUNTS FOR:

AIR QUALITY MANAGEMENT FUND	2010 ACTUAL	2011 ORIG BUD	2011 REVISED BUD	2011 ACTUAL	2011 PROJECTION	2012 RECOMMEND	PCT CHANGE
128 499900 A/R	.00	.00	.00	.00	.00	.00	.0%
128 499910 CASHHAND	.00	.00	.00	.00	.00	.00	.0%
128 499920 CASHFISCAL	.00	.00	.00	.00	.00	.00	.0%
128 499930 DEFREV	.00	.00	.00	.00	.00	.00	.0%
1280010 498020 GENTRANS	.00	.00	.00	.00	.00	.00	.0%
1280035 498020 GENTRANS	.00	.00	.00	.00	.00	.00	.0%
1280036 499000 FUNDBAL	.00	.00	-648,660.53	.00	.00	.00	.0%
1280040 498020 GENTRANS	.00	.00	.00	.00	.00	.00	.0%
1280040 499000 FUNDBAL	.00	-59,932.00	-59,932.00	.00	-59,932.00	-59,932.00	.0%
1280060 498020 GENTRANS	.00	.00	.00	.00	.00	.00	.0%
1280080 499000 FUNDBAL	.00	.00	-6,474.84	.00	.00	.00	.0%
TOTAL OTHER NON-REV SOURCE	.00	-59,932.00	-715,067.37	.00	-59,932.00	-59,932.00	.0%
TOTAL AIR QUALITY MANAGEMENT	.00	-199,932.00	-1,812,592.39	-624,471.47	-199,932.00	-199,932.00	.0%



Knox County G.R.E.A.T. System

Your Information...Your Way

(Powered by MUNIS and Buyspeed)



Aug Sep Oct

04/26/2011 09:37
chris.caldwell

Knox County, TN
NEXT YEAR / CURRENT YEAR BUDGET ANALYSIS

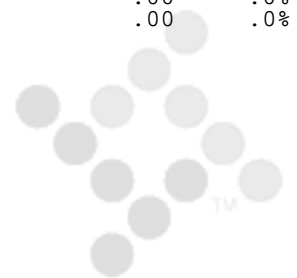
PG 20
bgnyrpts

PROJECTION: 20121 FY'12 BUDGET (101, 114-141, 151, 261-280)

FOR PERIOD 12

ACCOUNTS FOR:

HIGHWAY FUND	2010 ACTUAL	2011 ORIG BUD	2011 REVISED BUD	2011 ACTUAL	2011 PROJECTION	2012 RECOMMEND	PCT CHANGE
40 LOCAL TAXES							
131 402100 LOCOPTST	.00	-4,000,000.00	-4,000,000.00	-2,370,254.74	-4,000,000.00	-4,100,000.00	2.5%
131 402105 STELECOM	.00	.00	.00	-7,603.20	.00	.00	.0%
131 402110 STPARTSHP	.00	.00	.00	-1,823.99	.00	.00	.0%
1310110 403300 WHOLEBEER	.00	-1,850,000.00	-1,850,000.00	-1,182,701.81	-1,850,000.00	-1,950,000.00	5.4%
TOTAL LOCAL TAXES	.00	-5,850,000.00	-5,850,000.00	-3,562,383.74	-5,850,000.00	-6,050,000.00	3.4%
42 FINES, FORF & PEN							
1310135 429200 STRMORDVIO	.00	-32,000.00	-32,000.00	-11,370.00	-32,000.00	-20,000.00	-37.5%
TOTAL FINES, FORF & PEN	.00	-32,000.00	-32,000.00	-11,370.00	-32,000.00	-20,000.00	-37.5%
44 OTHER LOCAL REVENUE							
1310425 442116 SUBDBONDFC	.00	.00	.00	-193,000.00	.00	.00	.0%
TOTAL OTHER LOCAL REVENUE	.00	.00	.00	-193,000.00	.00	.00	.0%
46 STATE OF TENNESSEE							
131 468050 STATEAID	.00	-300,000.00	-300,000.00	.00	-300,000.00	-300,000.00	.0%
131 469200 GASTAX	.00	-4,300,000.00	-4,300,000.00	-2,753,276.82	-4,300,000.00	-4,500,000.00	4.7%
131 469300 PETROTAX	.00	-306,812.00	-306,812.00	-178,973.90	-306,812.00	-306,812.00	.0%
TOTAL STATE OF TENNESSEE	.00	-4,906,812.00	-4,906,812.00	-2,932,250.72	-4,906,812.00	-5,106,812.00	4.1%
48 GOVT & GROUPS							
1310130 481400 OTRGOVCONT	.00	-24,000.00	-24,000.00	.00	-24,000.00	.00	-100.0%
TOTAL GOVT & GROUPS	.00	-24,000.00	-24,000.00	.00	-24,000.00	.00	-100.0%
49 OTHER NON-REV SOURCE							
131 498020 GENTRANS	.00	.00	-177,178.12	.00	.00	.00	.0%
131 499000 FUNDBAL	.00	.00	.00	.00	.00	.00	.0%
131 499020 RESFNDBAL	.00	.00	-885,047.16	.00	.00	.00	.0%
131 499900 A/R	.00	.00	.00	.00	.00	.00	.0%
131 499910 CASHHAND	.00	.00	.00	.00	.00	.00	.0%
131 499920 CASHFISCAL	.00	.00	.00	.00	.00	.00	.0%



Knox County G.R.E.A.T. System

Your Information...Your Way

(Powered by MUNIS and Buyspeed)



Aug Sep Oct

04/26/2011 09:37
chris.caldwell

Knox County, TN
NEXT YEAR / CURRENT YEAR BUDGET ANALYSIS

PG 21
bgnyrpts

PROJECTION: 20121 FY'12 BUDGET (101, 114-141, 151, 261-280)

FOR PERIOD 12

ACCOUNTS FOR:

HIGHWAY FUND	2010 ACTUAL	2011 ORIG BUD	2011 REVISED BUD	2011 ACTUAL	2011 PROJECTION	2012 RECOMMEND	PCT CHANGE
131 499930 DEFREV	.00	.00	.00	.00	.00	.00	.0%
1310135 499020 RESFNDBAL	.00	.00	-55,691.37	.00	.00	.00	.0%
1310425 499020 RESFNDBAL	.00	.00	-644,363.13	.00	.00	.00	.0%
TOTAL OTHER NON-REV SOURCE	.00	.00	-1,762,279.78	.00	.00	.00	.0%
TOTAL HIGHWAY FUND	.00	-10,812,812.00	-12,575,091.78	-6,699,004.46	-10,812,812.00	-11,176,812.00	3.4%



Knox County G.R.E.A.T. System

Your Information...Your Way

(Powered by MUNIS and Buyspeed)



Aug Sep Oct

04/26/2011 09:37
chris.caldwell

Knox County, TN
NEXT YEAR / CURRENT YEAR BUDGET ANALYSIS

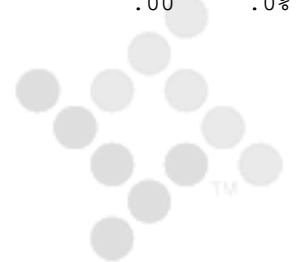
PG 22
bgnyrpts

PROJECTION: 20121 FY'12 BUDGET (101, 114-141, 151, 261-280)

FOR PERIOD 12

ACCOUNTS FOR:

GENERAL PURPOSE	SCHOOLS FUND	2010 ACTUAL	2011 ORIG BUD	2011 REVISED BUD	2011 ACTUAL	2011 PROJECTION	2012 RECOMMEND	PCT CHANGE
40	LOCAL TAXES							
141	401100	PROPTAX	.00-108,000,000.00	-108,000,000.00	-103,422,319.17	-108,000,000.00	-106,704,000.00	-1.2%
141	401105	PROPTAXTIF	.00	.00	.00	.00	.00	.0%
141	401200	DELPROPTAX	.00 -1,500,000.00	-1,500,000.00	-1,570,914.33	-1,500,000.00	-1,598,000.00	6.5%
141	401300	CLKMASTDEL	.00 -1,400,000.00	-1,400,000.00	-1,313,551.01	-1,400,000.00	-1,630,000.00	16.4%
141	401400	INTRSTPENL	.00 -1,000,000.00	-1,000,000.00	-746,607.70	-1,000,000.00	-900,000.00	-10.0%
141	402100	LOCOPTST	.00 -98,300,000.00	-98,300,000.00	-58,356,445.10	-98,300,000.00	-99,400,000.00	1.1%
141	402105	STTELECOM	.00	.00	-13,043.89	.00	.00	.0%
141	402110	STPARTSHP	.00	.00	-9,554.51	.00	.00	.0%
141	402400	WHEELTAX	.00 -1,500,000.00	-1,500,000.00	-1,129,800.04	-1,500,000.00	-1,500,000.00	.0%
141	402645	LITTAX25SD	.00	.00	.00	.00	.00	.0%
141	402660	LITTAXSCHL	.00 -1,089,500.00	-1,089,500.00	-374,088.22	-1,089,500.00	-1,089,500.00	.0%
	TOTAL LOCAL TAXES		.00-212,789,500.00	-212,789,500.00	-166,936,323.97	-212,789,500.00	-212,821,500.00	.0%
41	LICENSES & PERMITS							
141	411100	MARRLICEN	.00 -36,000.00	-36,000.00	-20,273.00	-36,000.00	-36,000.00	.0%
	TOTAL LICENSES & PERMITS		.00 -36,000.00	-36,000.00	-20,273.00	-36,000.00	-36,000.00	.0%
43	CHARGE FOR CURR SERV							
141	431871	RCPTSCHLS	.00 -90,000.00	-90,000.00	.00	-90,000.00	-90,000.00	.0%
141	433900	TSTATYFEE	.00 -250,000.00	-250,000.00	-252,733.90	-250,000.00	-250,000.00	.0%
141	435170	TUIOTR	.00 -350,000.00	-350,000.00	.00	-350,000.00	-350,000.00	.0%
141	435410	SVCOTRLEA	.00 -30,000.00	-30,000.00	-5,430.61	-30,000.00	-30,000.00	.0%
141	439905	OTRCHRG	.00 -187,127.00	-187,127.00	.00	-187,127.00	-187,127.00	.0%
141	439910	OTRCHRPGRD	.00 -284,673.00	-284,673.00	.00	-284,673.00	-284,673.00	.0%
17222004	433600	LIBRYFEES	.00	.00	.00	.00	.00	.0%
	TOTAL CHARGE FOR CURR SERV		.00 -1,191,800.00	-1,191,800.00	-258,164.51	-1,191,800.00	-1,191,800.00	.0%
44	OTHER LOCAL REVENUE							
141	441200	LEASERENDS	.00 -100,000.00	-100,000.00	-63,245.00	-100,000.00	-100,000.00	.0%
141	441700	MISCREFND	.00 -1,275,820.00	-1,275,820.00	-425,087.44	-1,275,820.00	.00	-100.0%
141	442112	SUBROGATN	.00	.00	-120.00	.00	.00	.0%
141	442150	INDIRCSTGR	.00 -2,050,000.00	-2,050,000.00	-888,934.28	-2,050,000.00	-2,047,820.00	-.1%
141	445010	MISREVNOR	.00 -370,000.00	-370,000.00	-220,107.39	-370,000.00	-521,168.00	40.9%
141	445405	SALEPROP	.00	.00	.00	.00	.00	.0%
141	445410	SALEPRPCTY	.00	.00	.00	.00	.00	.0%



Knox County G.R.E.A.T. System

Your Information...Your Way

(Powered by MUNIS and Buyspeed)



Aug Sep Oct

04/26/2011 09:37
chris.caldwell

Knox County, TN
NEXT YEAR / CURRENT YEAR BUDGET ANALYSIS

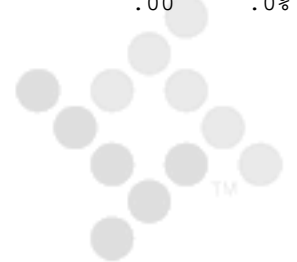
PG 23
bgnyrpts

PROJECTION: 20121 FY'12 BUDGET (101, 114-141, 151, 261-280)

FOR PERIOD 12

ACCOUNTS FOR:

GENERAL PURPOSE	SCHOOLS FUND	2010 ACTUAL	2011 ORIG BUD	2011 REVISED BUD	2011 ACTUAL	2011 PROJECTION	2012 RECOMMEND	PCT CHANGE
141	449990 MISCELREV	.00	.00	.00	-120,790.63	.00	.00	.0%
TOTAL OTHER LOCAL REVENUE		.00	-3,795,820.00	-3,795,820.00	-1,718,284.74	-3,795,820.00	-2,668,988.00	-29.7%
46	STATE OF TENNESSEE							
141	465115 BASEDPROG	.00	-149,263,000.00	-141,281,671.00	-130,696,771.00	-149,263,000.00	-156,274,000.00	4.7%
141	465125 BASEDARRA	.00	.00	-8,955,329.00	-8,955,329.00	.00	.00	.0%
141	465150 STPREKGR	.00	-1,641,700.00	-1,641,700.00	.00	-1,641,700.00	-1,773,590.00	8.0%
141	465155 EXTNDCONTR	.00	-735,000.00	.00	.00	-735,000.00	-735,000.00	.0%
141	465500 DRIVEDUCAT	.00	-170,000.00	-170,000.00	-54,345.55	-170,000.00	-170,000.00	.0%
141	466100 CARLADPROG	.00	-2,672,012.00	-2,672,012.00	-2,369,181.52	-2,672,012.00	-2,540,122.00	-4.9%
141	466150 EXTCONARRA	.00	.00	-735,000.00	-547,753.00	.00	.00	.0%
141	468500 MIXDRNK TAX	.00	-1,300,000.00	-1,300,000.00	-867,640.01	-1,300,000.00	-1,300,000.00	.0%
141	469990 OTRUNSPST	.00	.00	.00	-312,000.00	.00	.00	.0%
TOTAL STATE OF TENNESSEE		.00	-155,781,712.00	-156,755,712.00	-143,803,020.08	-155,781,712.00	-162,792,712.00	4.5%
47	FEDERAL GOVT							
141	475912 EHAIDEA	.00	.00	-37,814.85	-37,814.85	.00	.00	.0%
141	476400 ROTCREIMB	.00	-537,000.00	-537,000.00	-498,085.92	-537,000.00	-537,000.00	.0%
TOTAL FEDERAL GOVT		.00	-537,000.00	-574,814.85	-535,900.77	-537,000.00	-537,000.00	.0%
48	GOVT & GROUPS							
141	489900 PBAREFUNDS	.00	.00	.00	.00	.00	.00	.0%
TOTAL GOVT & GROUPS		.00	.00	.00	.00	.00	.00	.0%
49	OTHER NON-REV SOURCE							
141	497000 INSURRECOV	.00	-40,000.00	-40,000.00	.00	-40,000.00	-40,000.00	.0%
141	498010 OPERTRANS	.00	-1,583,168.00	-1,583,168.00	.00	-1,583,168.00	-1,582,000.00	-1.1%
141	498035 XFERGPSCHL	.00	.00	.00	-1,481,999.97	.00	.00	.0%
141	499000 FUNDBAL	.00	-2,950,000.00	-2,950,000.00	.00	-2,950,000.00	-3,000,000.00	1.7%
141	499020 RESFNDBAL	.00	.00	-1,586,286.04	.00	.00	.00	.0%
141	499900 A/R	.00	.00	.00	.00	.00	.00	.0%
141	499910 CASHHAND	.00	.00	.00	.00	.00	.00	.0%
141	499920 CASHFISCAL	.00	.00	.00	.00	.00	.00	.0%
141	499930 DEFREV	.00	.00	.00	.00	.00	.00	.0%
141	499950 DUEOTHFUND	.00	.00	.00	.00	.00	.00	.0%
17110004	498070 PAYCOMPUNT	.00	.00	.00	.00	.00	.00	.0%



Knox County G.R.E.A.T. System

Your Information...Your Way

(Powered by MUNIS and Buyspeed)



Aug Sep Oct

04/26/2011 09:37
chris.caldwell

Knox County, TN
NEXT YEAR / CURRENT YEAR BUDGET ANALYSIS

PG 24
bgnyrpts

PROJECTION: 20121 FY'12 BUDGET (101, 114-141, 151, 261-280)

FOR PERIOD 12

ACCOUNTS FOR:

GENERAL PURPOSE SCHOOLS FUND	2010 ACTUAL	2011 ORIG BUD	2011 REVISED BUD	2011 ACTUAL	2011 PROJECTION	2012 RECOMMEND	PCT CHANGE
TOTAL OTHER NON-REV SOURCE	.00	-4,573,168.00	-6,159,454.04	-1,481,999.97	-4,573,168.00	-4,622,000.00	1.1%
TOTAL GENERAL PURPOSE SCHOOL	.00	-378,705,000.00	-381,303,100.89	-314,753,967.04	-378,705,000.00	-384,670,000.00	1.6%



Knox County G.R.E.A.T. System

Your Information...Your Way

(Powered by MUNIS and Buyspeed)



Aug Sep Oct

04/26/2011 09:37
chris.caldwell

Knox County, TN
NEXT YEAR / CURRENT YEAR BUDGET ANALYSIS

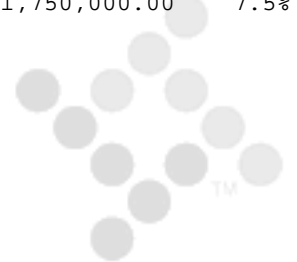
PG 25
bgnyrpts

PROJECTION: 20121 FY'12 BUDGET (101, 114-141, 151, 261-280)

FOR PERIOD 12

ACCOUNTS FOR:

DEBT SERVICE FUND	2010 ACTUAL	2011 ORIG BUD	2011 REVISED BUD	2011 ACTUAL	2011 PROJECTION	2012 RECOMMEND	PCT CHANGE
40 LOCAL TAXES							
151 401100 PROPTAX	.00	-30,225,000.00	-30,225,000.00	-29,686,059.15	-30,225,000.00	-30,628,000.00	1.3%
151 401105 PROPTAXTIF	.00	.00	.00	.00	.00	.00	.0%
151 401200 DELPROPTAX	.00	-587,000.00	-587,000.00	-451,770.39	-587,000.00	-587,000.00	.0%
151 401300 CLKMASTDEL	.00	.00	.00	-381,438.45	.00	-262,000.00	.0%
151 401400 INTRSTPENL	.00	.00	.00	-215,956.84	.00	-90,625.00	.0%
TOTAL LOCAL TAXES	.00	-30,812,000.00	-30,812,000.00	-30,735,224.83	-30,812,000.00	-31,567,625.00	2.5%
44 OTHER LOCAL REVENUE							
151 441100 INTRSTERND	.00	.00	.00	-446,823.43	.00	-200,000.00	.0%
151 441106 INTBAB	.00	.00	.00	-129,691.45	.00	-623,099.00	.0%
151 441107 INT2010A	.00	.00	.00	.00	.00	-1,417,361.00	.0%
151 441108 INTQSCB	.00	.00	.00	-377.41	.00	.00	.0%
151 441110 BONDFUNDS	.00	-1,761,185.00	-1,761,185.00	-184,509.84	-1,761,185.00	.00	-100.0%
151 445010 MISREVNOR	.00	.00	.00	-1,867.00	.00	.00	.0%
TOTAL OTHER LOCAL REVENUE	.00	-1,761,185.00	-1,761,185.00	-763,269.13	-1,761,185.00	-2,240,460.00	27.2%
48 GOVT & GROUPS							
151 481515 CITKNOXVLE	.00	-125,494.00	-125,494.00	.00	-125,494.00	-124,494.00	-.8%
151 486115 CONTRIBUTN	.00	-265,263.00	-265,263.00	.00	-265,263.00	-9,963.00	-96.2%
TOTAL GOVT & GROUPS	.00	-390,757.00	-390,757.00	.00	-390,757.00	-134,457.00	-65.6%
49 OTHER NON-REV SOURCE							
151 498020 GENTRANS	.00	-268,874.00	-268,874.00	.00	-268,874.00	-1,217,606.00	352.9%
151 498025 XFERHOTMOT	.00	.00	.00	.00	.00	-200,000.00	.0%
151 498030 XFERSCHCON	.00	-18,802,665.00	-18,802,665.00	-18,802,665.00	-18,802,665.00	-19,844,263.00	5.5%
151 498035 XFERGPSCHL	.00	-7,143,383.00	-7,143,383.00	-7,143,383.00	-7,143,383.00	-10,926,382.00	53.0%
151 499000 FUNDBAL	.00	-7,571,136.00	-7,571,136.00	.00	-7,571,136.00	-5,619,207.00	-25.8%
151 499900 A/R	.00	.00	.00	.00	.00	.00	.0%
151 499910 CASHHAND	.00	.00	.00	.00	.00	.00	.0%
151 499920 CASHFISCAL	.00	.00	.00	-37,500.00	.00	.00	.0%
151 499930 DEFREV	.00	.00	.00	.00	.00	.00	.0%
1510090 491000 BONDPROC	.00	.00	.00	.00	.00	.00	.0%
TOTAL OTHER NON-REV SOURCE	.00	-33,786,058.00	-33,786,058.00	-25,983,548.00	-33,786,058.00	-37,807,458.00	11.9%
TOTAL DEBT SERVICE FUND	.00	-66,750,000.00	-66,750,000.00	-57,482,041.96	-66,750,000.00	-71,750,000.00	7.5%



Knox County G.R.E.A.T. System

Your Information...Your Way

(Powered by MUNIS and Buyspeed)



Aug Sep Oct

04/26/2011 09:37
chris.caldwell

Knox County, TN
NEXT YEAR / CURRENT YEAR BUDGET ANALYSIS

PG 26
bgnyrpts

PROJECTION: 20121 FY'12 BUDGET (101, 114-141, 151, 261-280)

FOR PERIOD 12

ACCOUNTS FOR:

VEHICLE SERVICE FUND	2010 ACTUAL	2011 ORIG BUD	2011 REVISED BUD	2011 ACTUAL	2011 PROJECTION	2012 RECOMMEND	PCT CHANGE
43 CHARGE FOR CURR SERV							
2610020 431145 GROSSMRGN	.00	-3,700,000.00	-3,700,000.00	-2,271,268.64	-3,700,000.00	-3,700,000.00	.0%
TOTAL CHARGE FOR CURR SERV	.00	-3,700,000.00	-3,700,000.00	-2,271,268.64	-3,700,000.00	-3,700,000.00	.0%
44 OTHER LOCAL REVENUE							
261 445010 MISREVNOR	.00	.00	.00	.00	.00	.00	.0%
2610020 445010 MISREVNOR	.00	.00	.00	-1,100.55	.00	.00	.0%
2610020 449990 MISCELREV	.00	.00	.00	-1,122.00	.00	.00	.0%
TOTAL OTHER LOCAL REVENUE	.00	.00	.00	-2,222.55	.00	.00	.0%
49 OTHER NON-REV SOURCE							
261 499900 A/R	.00	.00	.00	.00	.00	.00	.0%
261 499910 CASHHAND	.00	.00	.00	.00	.00	.00	.0%
261 499920 CASHFISCAL	.00	.00	.00	.00	.00	.00	.0%
261 499930 DEFREV	.00	.00	.00	.00	.00	.00	.0%
2610020 498020 GENTRANS	.00	-300,000.00	-300,000.00	.00	-300,000.00	-160,000.00	-46.7%
TOTAL OTHER NON-REV SOURCE	.00	-300,000.00	-300,000.00	.00	-300,000.00	-160,000.00	-46.7%
TOTAL VEHICLE SERVICE FUND	.00	-4,000,000.00	-4,000,000.00	-2,273,491.19	-4,000,000.00	-3,860,000.00	-3.5%



Knox County G.R.E.A.T. System

Your Information...Your Way

(Powered by MUNIS and Buyspeed)



Aug Sep Oct

04/26/2011 09:37
chris.caldwell

Knox County, TN
NEXT YEAR / CURRENT YEAR BUDGET ANALYSIS

PG 27
bgnyrpts

PROJECTION: 20121 FY'12 BUDGET (101, 114-141, 151, 261-280)

FOR PERIOD 12

ACCOUNTS FOR:

SELF INS. HEALTH CARE FUND	2010 ACTUAL	2011 ORIG BUD	2011 REVISED BUD	2011 ACTUAL	2011 PROJECTION	2012 RECOMMEND	PCT CHANGE
43 CHARGE FOR CURR SERV							
263 430040 EMPRHOSPT	.00	.00	.00	.00	.00	.00	.0%
263 430075 EMPHHTPLAN	.00	-3,946,015.00	.00	.00	-3,946,015.00	.00	-100.0%
2630010 430075 EMPHHTPLAN	.00	-32,000.00	-32,000.00	-36,257.16	-32,000.00	-58,644.00	83.3%
2630010 430080 EMPRHHTPLN	.00	-265,000.00	-265,000.00	-423,387.50	-265,000.00	-795,385.00	200.1%
2630020 430075 EMPHHTPLAN	.00	-1,650,578.00	-1,650,578.00	-1,158,096.56	-1,650,578.00	-749,062.00	-54.6%
2630020 430080 EMPRHHTPLN	.00	-7,138,920.00	-7,138,920.00	-3,695,230.00	-7,138,920.00	-1,975,445.00	-72.3%
2630030 430075 EMPHHTPLAN	.00	-1,530,172.00	-5,476,187.00	-1,797,006.10	-1,530,172.00	-3,488,249.00	128.0%
2630030 430080 EMPRHHTPLN	.00	-8,952,720.00	-8,952,720.00	-9,451,704.98	-8,952,720.00	-19,448,619.00	117.2%
TOTAL CHARGE FOR CURR SERV	.00	-23,515,405.00	-23,515,405.00	-16,561,682.30	-23,515,405.00	-26,515,404.00	12.8%
44 OTHER LOCAL REVENUE							
2630020 441601 RETCONSINS	.00	.00	.00	.00	.00	.00	.0%
2630050 441600 RETCHOLINS	.00	-231,120.00	-231,120.00	-109,629.19	-231,120.00	-47,790.00	-79.3%
2630050 441601 RETCONSINS	.00	.00	.00	-56,257.05	.00	-15,930.00	.0%
2630050 441603 RETSILINS	.00	-87,475.00	-87,475.00	-125,044.25	-87,475.00	-254,876.00	191.4%
2630060 441610 COBRACHOIC	.00	-110,000.00	-110,000.00	-36,206.68	-110,000.00	-6,000.00	-94.5%
2630060 441613 COBRACOINS	.00	-6,000.00	-6,000.00	-5,970.68	-6,000.00	-50,000.00	733.3%
2630060 441619 COBRASILIN	.00	-50,000.00	-50,000.00	-30,496.63	-50,000.00	-110,000.00	120.0%
TOTAL OTHER LOCAL REVENUE	.00	-484,595.00	-484,595.00	-363,604.48	-484,595.00	-484,596.00	.0%
49 OTHER NON-REV SOURCE							
263 498020 GENTRANS	.00	.00	.00	.00	.00	.00	.0%
263 499900 A/R	.00	.00	.00	.00	.00	.00	.0%
263 499910 CASHHAND	.00	.00	.00	.00	.00	.00	.0%
263 499920 CASHFISCAL	.00	.00	.00	.00	.00	.00	.0%
263 499930 DEFREV	.00	.00	.00	.00	.00	.00	.0%
TOTAL OTHER NON-REV SOURCE	.00	.00	.00	.00	.00	.00	.0%
TOTAL SELF INS. HEALTH CARE	.00	-24,000,000.00	-24,000,000.00	-16,925,286.78	-24,000,000.00	-27,000,000.00	12.5%



Knox County G.R.E.A.T. System

Your Information...Your Way

(Powered by MUNIS and Buyspeed)



Aug Sep Oct

04/26/2011 09:37
chris.caldwell

Knox County, TN
NEXT YEAR / CURRENT YEAR BUDGET ANALYSIS

PG 28
bgnyrpts

PROJECTION: 20121 FY'12 BUDGET (101, 114-141, 151, 261-280)

FOR PERIOD 12

ACCOUNTS FOR:

SELF INSURANCE FUND	2010 ACTUAL	2011 ORIG BUD	2011 REVISED BUD	2011 ACTUAL	2011 PROJECTION	2012 RECOMMEND	PCT CHANGE
43 CHARGE FOR CURR SERV							
266 430060 EMPRSIPREM	.00	.00	.00	.00	.00	.00	.0%
2660010 430060 EMPRSIPREM	.00	-3,240,621.04	-3,240,621.04	-3,079,780.31	-3,240,621.04	-3,240,621.00	.0%
TOTAL CHARGE FOR CURR SERV	.00	-3,240,621.04	-3,240,621.04	-3,079,780.31	-3,240,621.04	-3,240,621.00	.0%
44 OTHER LOCAL REVENUE							
2660010 442112 SUBROGATN	.00	-15,000.00	-15,000.00	-1,853.64	-15,000.00	-15,000.00	.0%
TOTAL OTHER LOCAL REVENUE	.00	-15,000.00	-15,000.00	-1,853.64	-15,000.00	-15,000.00	.0%
49 OTHER NON-REV SOURCE							
266 499000 FUNDBAL	.00	-1,744,378.96	.04	.00	-1,744,378.96	.00	-100.0%
266 499900 A/R	.00	.00	.00	.00	.00	.00	.0%
266 499910 CASHHAND	.00	.00	.00	.00	.00	.00	.0%
266 499920 CASHFISCAL	.00	.00	.00	.00	.00	.00	.0%
266 499930 DEFREV	.00	.00	.00	.00	.00	.00	.0%
266 499940 SUB RISK	.00	.00	.00	.00	.00	.00	.0%
2660010 499000 FUNDBAL	.00	.00	-1,768,134.36	.00	.00	-1,330,829.04	.0%
TOTAL OTHER NON-REV SOURCE	.00	-1,744,378.96	-1,768,134.32	.00	-1,744,378.96	-1,330,829.04	-23.7%
TOTAL SELF INSURANCE FUND	.00	-5,000,000.00	-5,023,755.36	-3,081,633.95	-5,000,000.00	-4,586,450.04	-8.3%



Knox County G.R.E.A.T. System

Your Information...Your Way

(Powered by MUNIS and Buyspeed)



Aug Sep Oct

04/26/2011 09:37
chris.caldwell

Knox County, TN
NEXT YEAR / CURRENT YEAR BUDGET ANALYSIS

PG 29
bgnyrpts

PROJECTION: 20121 FY'12 BUDGET (101, 114-141, 151, 261-280)

FOR PERIOD 12

ACCOUNTS FOR:

MAILROOM FUND	2010 ACTUAL	2011 ORIG BUD	2011 REVISED BUD	2011 ACTUAL	2011 PROJECTION	2012 RECOMMEND	PCT CHANGE
44 OTHER LOCAL REVENUE							
2680010 442120 POSTBILLNG	.00	-325,000.00	-325,000.00	-184,977.42	-325,000.00	-325,000.00	.0%
TOTAL OTHER LOCAL REVENUE	.00	-325,000.00	-325,000.00	-184,977.42	-325,000.00	-325,000.00	.0%
49 OTHER NON-REV SOURCE							
268 499900 A/R	.00	.00	.00	.00	.00	.00	.0%
268 499910 CASHHAND	.00	.00	.00	.00	.00	.00	.0%
268 499920 CASHFISCAL	.00	.00	.00	.00	.00	.00	.0%
268 499930 DEFREV	.00	.00	.00	.00	.00	.00	.0%
TOTAL OTHER NON-REV SOURCE	.00	.00	.00	.00	.00	.00	.0%
TOTAL MAILROOM FUND	.00	-325,000.00	-325,000.00	-184,977.42	-325,000.00	-325,000.00	.0%



Knox County G.R.E.A.T. System

Your Information...Your Way

(Powered by MUNIS and Buyspeed)



Aug Sep Oct

04/26/2011 09:37
chris.caldwell

Knox County, TN
NEXT YEAR / CURRENT YEAR BUDGET ANALYSIS

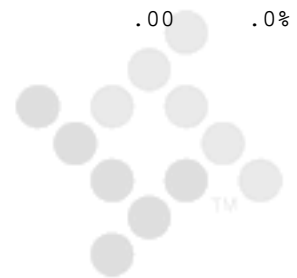
PG 30
bgnyrpts

PROJECTION: 20121 FY'12 BUDGET (101, 114-141, 151, 261-280)

FOR PERIOD 12

ACCOUNTS FOR:

EMPLOYEES BENEFIT FUND			2010 ACTUAL	2011 ORIG BUD	2011 REVISED BUD	2011 ACTUAL	2011 PROJECTION	2012 RECOMMEND	PCT CHANGE
43	CHARGE FOR CURR SERV								
270	430015	EMPLIFEINS	.00	.00	.00	.00	.00	.00	.0%
2700010	430005	CSHADVELIT	.00	-350,000.00	-350,000.00	.00	-350,000.00	.00	-100.0%
2700010	430010	CSHADPLUS	.00	.00	.00	.00	.00	.00	.0%
2700010	430015	EMPLIFEINS	.00	-257,198.00	-257,198.00	-286,487.43	-257,198.00	-290,000.00	12.8%
2700010	430017	EMPHOSP	.00	.00	.00	.00	.00	.00	.0%
2700010	430020	EMPRETIRE	.00	-8,147,692.00	-8,147,692.00	-6,239,504.60	-8,147,692.00	-10,581,875.00	29.9%
2700010	430025	EMPUOPP	.00	-1,650,000.00	-1,650,000.00	-1,191,240.67	-1,650,000.00	-1,717,800.00	4.1%
2700010	430030	EMPKCRUSI	.00	-2,300,000.00	-2,300,000.00	-1,543,400.15	-2,300,000.00	-2,420,000.00	5.2%
2700010	430035	EMPMEDRETR	.00	-200,000.00	-200,000.00	-124,762.63	-200,000.00	-220,000.00	10.0%
2700010	430045	EMPRLIFINS	.00	-300,000.00	-300,000.00	-198,685.79	-300,000.00	-210,000.00	-30.0%
2700010	430050	EMPRETIR	.00	-9,252,308.00	-9,252,308.00	-5,938,636.87	-9,252,308.00	-9,020,000.00	-2.5%
2700010	430055	EMPRMATUSI	.00	-1,300,000.00	-1,300,000.00	-946,224.88	-1,300,000.00	-1,540,000.00	18.5%
2700010	430065	EMPRUNEMP	.00	-185,675.00	-185,675.00	-157,199.60	-185,675.00	-250,000.00	34.6%
2700010	430070	EMPRUOPSHR	.00	-5,954,616.00	-5,954,616.00	-3,164,879.55	-5,954,616.00	-4,417,200.00	-25.8%
	TOTAL CHARGE FOR CURR SERV		.00	-29,897,489.00	-29,897,489.00	-19,791,022.17	-29,897,489.00	-30,666,875.00	2.6%
44	OTHER LOCAL REVENUE								
2700010	441600	RETCIG1	.00	.00	.00	-830.00	.00	.00	.0%
2700010	441601	RETCIG2	.00	.00	.00	.00	.00	.00	.0%
2700010	441603	RETCIG3	.00	.00	.00	.00	.00	.00	.0%
2700010	441604	RETHUMHMO	.00	.00	.00	-261,368.31	.00	-310,150.00	.0%
2700010	441605	RETHUMPP0	.00	.00	.00	-43,787.89	.00	-55,825.00	.0%
2700010	441606	RETFULLGAP	.00	.00	.00	-149,468.40	.00	.00	.0%
2700010	441607	RETDENTAL	.00	.00	.00	-61,291.28	.00	-72,790.00	.0%
2700010	449990	MISCELREV	.00	-152,000.00	-152,000.00	.00	-152,000.00	-187,360.00	23.3%
2700030	449990	MISCELREV	.00	-27,485.00	-27,485.00	.00	-27,485.00	.00	-100.0%
	TOTAL OTHER LOCAL REVENUE		.00	-179,485.00	-179,485.00	-516,745.88	-179,485.00	-626,125.00	248.8%
48	GOVT & GROUPS								
2700030	486160	BRTSTRTDON	.00	.00	.00	.00	.00	.00	.0%
2700040	486160	BRTSTRTDON	.00	-12,000.00	-12,000.00	.00	-12,000.00	.00	-100.0%
	TOTAL GOVT & GROUPS		.00	-12,000.00	-12,000.00	.00	-12,000.00	.00	-100.0%
49	OTHER NON-REV SOURCE								
270	499900	A/R	.00	.00	.00	.00	.00	.00	.0%



Knox County G.R.E.A.T. System

Your Information...Your Way

(Powered by MUNIS and Buyspeed)



Aug

Sep

Oct

04/26/2011 09:37
chris.caldwell

Knox County, TN
NEXT YEAR / CURRENT YEAR BUDGET ANALYSIS

PG 31
bgnyrpts

PROJECTION: 20121 FY'12 BUDGET (101, 114-141, 151, 261-280)

FOR PERIOD 12

ACCOUNTS FOR:

EMPLOYEES BENEFIT FUND	2010 ACTUAL	2011 ORIG BUD	2011 REVISED BUD	2011 ACTUAL	2011 PROJECTION	2012 RECOMMEND	PCT CHANGE
270 499910 CASHHAND	.00	.00	.00	.00	.00	.00	.0%
270 499920 CASHFISCAL	.00	.00	.00	.00	.00	.00	.0%
270 499930 DEFREV	.00	.00	.00	.00	.00	.00	.0%
2700010 498010 OPERTRANS	.00	.00	.00	.00	.00	.00	.0%
TOTAL OTHER NON-REV SOURCE	.00	.00	.00	.00	.00	.00	.0%
TOTAL EMPLOYEES BENEFIT FUND	.00	-30,088,974.00	-30,088,974.00	-20,307,768.05	-30,088,974.00	-31,293,000.00	4.0%



Knox County G.R.E.A.T. System

Your Information...Your Way

(Powered by MUNIS and Buyspeed)



Aug Sep Oct

04/26/2011 09:37
chris.caldwell

Knox County, TN
NEXT YEAR / CURRENT YEAR BUDGET ANALYSIS

PG 32
bgnyrpts

PROJECTION: 20121 FY'12 BUDGET (101, 114-141, 151, 261-280)

FOR PERIOD 12

ACCOUNTS FOR:

BUILDING OPERATION FUND			2010 ACTUAL	2011 ORIG BUD	2011 REVISED BUD	2011 ACTUAL	2011 PROJECTION	2012 RECOMMEND	PCT CHANGE
44	OTHER LOCAL REVENUE								
274	441200	LEASERENTS	.00	.00	.00	.00	.00	.00	.0%
2740020	441200	LEASERENTS	.00	-6,977,832.80	-6,977,832.80	-6,911,809.00	-6,977,832.80	-7,030,698.31	.8%
	TOTAL OTHER LOCAL REVENUE		.00	-6,977,832.80	-6,977,832.80	-6,911,809.00	-6,977,832.80	-7,030,698.31	.8%
47	FEDERAL GOVT								
2740020	479930	DCSRENT	.00	-64,404.00	-64,404.00	-42,936.00	-64,404.00	-64,404.00	.0%
	TOTAL FEDERAL GOVT		.00	-64,404.00	-64,404.00	-42,936.00	-64,404.00	-64,404.00	.0%
48	GOVT & GROUPS								
2740020	481530	SENRAIDES	.00	-12,960.00	-12,960.00	-9,720.00	-12,960.00	-12,960.00	.0%
2740020	489900	PBAREFUNDS	.00	.00	.00	.00	.00	.00	.0%
2740020	489905	REBATEUTIL	.00	.00	.00	.00	.00	-613,247.00	.0%
	TOTAL GOVT & GROUPS		.00	-12,960.00	-12,960.00	-9,720.00	-12,960.00	-626,207.00	4731.8%
49	OTHER NON-REV SOURCE								
274	499900	A/R	.00	.00	.00	.00	.00	.00	.0%
274	499910	CASHHAND	.00	.00	.00	.00	.00	.00	.0%
274	499920	CASHFISCAL	.00	.00	.00	.00	.00	.00	.0%
274	499930	DEFREV	.00	.00	.00	.00	.00	.00	.0%
2740020	498040	XFERPBA	.00	.00	.00	.00	.00	.00	.0%
	TOTAL OTHER NON-REV SOURCE		.00	.00	.00	.00	.00	.00	.0%
	TOTAL BUILDING OPERATION FUN		.00	-7,055,196.80	-7,055,196.80	-6,964,465.00	-7,055,196.80	-7,721,309.31	9.4%



Knox County G.R.E.A.T. System

Your Information...Your Way

(Powered by MUNIS and Buyspeed)



Aug Sep Oct

04/26/2011 09:37
chris.caldwell

Knox County, TN
NEXT YEAR / CURRENT YEAR BUDGET ANALYSIS

PG 33
bgnyrpts

PROJECTION: 20121 FY'12 BUDGET (101, 114-141, 151, 261-280)

FOR PERIOD 12

ACCOUNTS FOR:

TECHNICAL SUPPORT FUND			2010 ACTUAL	2011 ORIG BUD	2011 REVISED BUD	2011 ACTUAL	2011 PROJECTION	2012 RECOMMEND	PCT CHANGE
44	OTHER LOCAL REVENUE								
2760010	442125	TECSUPCNTR	.00	-386,000.00	-386,000.00	-376,270.00	-386,000.00	-386,000.00	.0%
2760010	442130	TECSUPCALL	.00	-15,000.00	-15,000.00	-9,829.10	-15,000.00	-15,000.00	.0%
	TOTAL OTHER LOCAL REVENUE		.00	-401,000.00	-401,000.00	-386,099.10	-401,000.00	-401,000.00	.0%
49	OTHER NON-REV SOURCE								
276	499900	A/R	.00	.00	.00	.00	.00	.00	.0%
276	499910	CASHHAND	.00	.00	.00	.00	.00	.00	.0%
276	499920	CASHFISCAL	.00	.00	.00	.00	.00	.00	.0%
276	499930	DEFREV	.00	.00	.00	.00	.00	.00	.0%
	TOTAL OTHER NON-REV SOURCE		.00	.00	.00	.00	.00	.00	.0%
	TOTAL TECHNICAL SUPPORT FUND		.00	-401,000.00	-401,000.00	-386,099.10	-401,000.00	-401,000.00	.0%



Knox County G.R.E.A.T. System

Your Information...Your Way

(Powered by MUNIS and Buyspeed)



Aug Sep Oct

04/26/2011 09:37
chris.caldwell

Knox County, TN
NEXT YEAR / CURRENT YEAR BUDGET ANALYSIS

PG 34
bgnyrpts

PROJECTION: 20121 FY'12 BUDGET (101, 114-141, 151, 261-280)

FOR PERIOD 12

ACCOUNTS FOR:

CAPITAL LEASING FUND			2010 ACTUAL	2011 ORIG BUD	2011 REVISED BUD	2011 ACTUAL	2011 PROJECTION	2012 RECOMMEND	PCT CHANGE
44	OTHER LOCAL REVENUE								
278	445130	GAINONSALE	.00	.00	.00	.00	.00	.00	.0%
2780020	445130	GAINONSALE	.00	.00	.00	.00	.00	.00	.0%
	TOTAL OTHER LOCAL REVENUE		.00	.00	.00	.00	.00	.00	.0%
49	OTHER NON-REV SOURCE								
278	497000	INSURRECOV	.00	.00	.00	.00	.00	.00	.0%
278	499900	A/R	.00	.00	.00	.00	.00	.00	.0%
278	499910	CASHHAND	.00	.00	.00	.00	.00	.00	.0%
278	499920	CASHFISCAL	.00	.00	.00	.00	.00	.00	.0%
278	499930	DEFREV	.00	.00	.00	.00	.00	.00	.0%
2780020	499000	FUNDBAL	.00	-1,500,000.00	-1,500,000.00	.00	-1,500,000.00	-50,000.00	-96.7%
	TOTAL OTHER NON-REV SOURCE		.00	-1,500,000.00	-1,500,000.00	.00	-1,500,000.00	-50,000.00	-96.7%
	TOTAL CAPITAL LEASING FUND		.00	-1,500,000.00	-1,500,000.00	.00	-1,500,000.00	-50,000.00	-96.7%



Knox County G.R.E.A.T. System

Your Information...Your Way

(Powered by MUNIS and Buyspeed)



Aug Sep Oct

04/26/2011 09:37
chris.caldwell

Knox County, TN
NEXT YEAR / CURRENT YEAR BUDGET ANALYSIS

PG 35
bgnyrpts

PROJECTION: 20121 FY'12 BUDGET (101, 114-141, 151, 261-280)

FOR PERIOD 12

ACCOUNTS FOR:

FLEXIBLE BENEFITS FUND			2010 ACTUAL	2011 ORIG BUD	2011 REVISED BUD	2011 ACTUAL	2011 PROJECTION	2012 RECOMMEND	PCT CHANGE
49	OTHER NON-REV SOURCE								
280	499900	A/R	.00	.00	.00	.00	.00	.00	.0%
280	499910	CASHHAND	.00	.00	.00	.00	.00	.00	.0%
280	499920	CASHFISCAL	.00	.00	.00	.00	.00	.00	.0%
280	499930	DEFREV	.00	.00	.00	.00	.00	.00	.0%
	TOTAL OTHER NON-REV SOURCE		.00	.00	.00	.00	.00	.00	.0%
	TOTAL FLEXIBLE BENEFITS FUND		.00	.00	.00	.00	.00	.00	.0%
	TOTAL REVENUE		.00-718,278,699.03	729,518,299.12	581,580,199.20	-718,278,699.03	-717,446,148.45		-.1%
	TOTAL EXPENSE		.00	.00	.00	.00	.00	.00	.0%
	GRAND TOTAL		.00-718,278,699.03	729,518,299.12	581,580,199.20	-718,278,699.03	-717,446,148.45		-.1%

** END OF REPORT - Generated by Chris Caldwell **

